

# General Government Program Area

---

**Description:**

The General Government Program Area contains projects in the following distinct areas:






- 1) Development of the central business district.
- 2) Major enhancements to the City’s information and communications systems.
- 3) Construction, renovation, and replacement of City facilities.

In addition, other projects that do not clearly fit into one of the other program areas of the CIP are included here.

**Goal:**

To promote the use of the central business district; to maintain and improve the City’s information and communication systems; and to provide adequate facilities for City staff that support new technologies and improve service delivery.

**Objectives:**

- Provide pedestrian-oriented circulation and public gathering areas. **TC** 
- Provide effective transportation access and adequate parking. **TC** 
- Ensure that attractive, readily accessible streetscapes are in place. **TC** 
- Inspire imaginative urban design. **TC**
- Upgrade and replace the City’s technology infrastructure. 
- Ensure that City facilities provide safe, appropriate work areas for the conduct of City business. 

---

**New Projects in the FY 2005 - FY 2010 CIP:**

The following project in the General Government Program Area is a new entry into the City’s CIP.

|  |         |
|--|---------|
| Cultural Arts Building (5B01) .....    | page 6  |
| Technology Infrastructure (5A01) ..... | page 18 |

**Projects that are Substantially Complete:**

The work on the following projects in the General Government Program Area is substantially complete. The projects have not been closed because final payments are still pending.

|                                       |         |
|---------------------------------------|---------|
| Gateway Enhancements (9A01) .....     | page 9  |
| GIS Development (4A01) .....          | page 10 |
| Telephone System Repl (1D01) .....    | page 19 |
| Town Center – Wayfinding (8A71) ..... | page 21 |
| Town Square – Planning (1G01).....    | page 22 |

## FY 2005 - FY 2010 General Government Program Area Summary

| <b>Appropriation summary:</b>        | Thru<br>FY 2003  | Estimate<br>FY 2004 | FY<br>2005        | FY<br>2006        | FY<br>2007       | FY<br>2008       | FY<br>2009       | FY<br>2010       | FY 2005 -<br>FY 2010 |
|--------------------------------------|------------------|---------------------|-------------------|-------------------|------------------|------------------|------------------|------------------|----------------------|
| Cable TV Equipment                   | 204,751          | 239,517             | 33,000            | 33,000            | 33,000           | 33,000           | 33,000           | 33,000           | 198,000              |
| City Hall — Improv                   | 800,783          | 2,003,846           | 0                 | 0                 | 0                | 0                | 0                | 0                | 0                    |
| Cultural Arts Building               | 0                | 0                   | 515,833           | 2,451,190         | 1,153,435        | 750,000          | 0                | 0                | 4,870,458            |
| Document Imaging System              | 2,646            | 147,354             | 24,500            | 0                 | 0                | 0                | 0                | 0                | 24,500               |
| Financial System                     | 0                | 0                   | 450,000           | 200,000           | 0                | 0                | 0                | 0                | 650,000              |
| Gateway Enhancements                 | 63,770           | 21,230              | 0                 | 0                 | 0                | 0                | 0                | 0                | 0                    |
| GIS Development                      | 423,705          | 108,795             | 0                 | 0                 | 0                | 0                | 0                | 0                | 0                    |
| Gude Drive Facility Improv           | 159,449          | 961,142             | 0                 | 0                 | 0                | 3,772,293        | 3,772,292        | 0                | 7,544,585            |
| Housing Opportunities                | 370,000          | 283,948             | 0                 | 0                 | 0                | 0                | 0                | 0                | 0                    |
| Parking Meters                       | 46,306           | 198,600             | 150,695           | 46,800            | 0                | 0                | 0                | 0                | 197,495              |
| Police Station                       | 0                | 0                   | 0                 | 0                 | 0                | 0                | 2,172,000        | 1,595,000        | 3,767,000            |
| Police Technology                    | 890,716          | 624,284             | 0                 | 0                 | 0                | 0                | 0                | 0                | 0                    |
| Science Center Feasibility Study     | 0                | 65,000              | 0                 | 0                 | 0                | 0                | 0                | 0                | 0                    |
| Stonestreet Implement Strategy       | 0                | 165,000             | 80,000            | 0                 | 0                | 0                | 0                | 0                | 80,000               |
| Technology Infrastructure            | 0                | 0                   | 75,000            | 0                 | 0                | 0                | 0                | 0                | 75,000               |
| Telephone System Repl                | 596,861          | 3,139               | 0                 | 0                 | 0                | 0                | 0                | 0                | 0                    |
| Town Center — Parking Facilities     | 265,414          | 41,409,586          | 0                 | 5,100,000         | 0                | 0                | 0                | 0                | 5,100,000            |
| Town Center — Wayfinding             | 145,027          | 19,973              | 0                 | 0                 | 0                | 0                | 0                | 0                | 0                    |
| Town Square — Planning               | 177,492          | 140,001             | 0                 | 0                 | 0                | 0                | 0                | 0                | 0                    |
| Town Square — Redevelopment          | 1,208,463        | 23,783,912          | 21,855,417        | 6,896,812         | 1,819,962        | 0                | 0                | 0                | 30,572,191           |
| Vehicles for City Use                | 2,759,674        | 1,270,246           | 976,768           | 972,058           | 1,135,856        | 756,138          | 683,810          | 934,148          | 5,458,778            |
| <b>Total for all funding sources</b> | <b>8,115,057</b> | <b>71,445,573</b>   | <b>24,161,213</b> | <b>15,699,860</b> | <b>4,142,253</b> | <b>5,311,431</b> | <b>6,661,102</b> | <b>2,562,148</b> | <b>58,538,007</b>    |

| <b>Funding source summary:</b> <sup>(1)</sup> | Thru<br>FY 2003 | Estimate<br>FY 2004 | FY<br>2005     | FY<br>2006       | FY<br>2007 | FY<br>2008 | FY<br>2009 | FY<br>2010 | FY 2005 -<br>FY 2010 |
|---|-----------------|---------------------|----------------|------------------|------------|------------|------------|------------|----------------------|
| Parking                                       | 311,720         | 40,608,186          | 150,695        | 5,146,800        | 0          | 0          | 0          | 0          | 5,297,495            |
| State of MD Grant                             | 0               | 1,000,000           | 0              | 0                | 0          | 0          | 0          | 0          | 0                    |
| <b>Parking Fund Total</b>                     | <b>311,720</b>  | <b>41,608,186</b>   | <b>150,695</b> | <b>5,146,800</b> | <b>0</b>   | <b>0</b>   | <b>0</b>   | <b>0</b>   | <b>5,297,495</b>     |

|                                    |                  |                   |                   |                   |                  |                  |                  |                  |                   |
|------------------------------------|------------------|-------------------|-------------------|-------------------|------------------|------------------|------------------|------------------|-------------------|
| Capital Projects                   | 6,665,222        | 13,280,752        | 841,782           | 7,466,200         | 468,431          | 2,016,878        | 4,113,487        | 2,195,000        | 17,101,778        |
| Developer/Other                    | 0                | 14,430,950        | 16,481,214        | 0                 | 750,000          | 750,000          | 0                | 0                | 17,981,214        |
| Federal Grant                      | 0                | 1,500,000         | 0                 | 312,000           | 0                | 0                | 0                | 0                | 312,000           |
| Montgomery Cnty                    | 0                | 400,000           | 2,320,000         | 2,320,000         | 2,320,000        | 2,320,000        | 2,320,000        | 0                | 11,600,000        |
| Mont Library                       | 0                | 0                 | 2,380,147         | 0                 | 0                | 0                | 0                | 0                | 2,380,147         |
| State of MD Grant                  | 15,000           | 0                 | 1,500,000         | 0                 | 0                | 0                | 0                | 0                | 1,500,000         |
| Telecom Transfer                   | 393,000          | 51,268            | 33,000            | 33,000            | 33,000           | 33,000           | 33,000           | 33,000           | 198,000           |
| <b>Capital Projects Fund Total</b> | <b>7,073,222</b> | <b>29,662,970</b> | <b>23,556,143</b> | <b>10,131,200</b> | <b>3,571,431</b> | <b>5,119,878</b> | <b>6,466,487</b> | <b>2,228,000</b> | <b>51,073,139</b> |

|                          |               |                |                |                |                |                |                |                |                  |
|--------------------------|---------------|----------------|----------------|----------------|----------------|----------------|----------------|----------------|------------------|
| <b>Refuse Fund Total</b> | <b>19,978</b> | <b>485,056</b> | <b>106,565</b> | <b>228,968</b> | <b>309,463</b> | <b>191,553</b> | <b>194,615</b> | <b>180,206</b> | <b>1,211,370</b> |
|--------------------------|---------------|----------------|----------------|----------------|----------------|----------------|----------------|----------------|------------------|

|                         |               |                |                |               |                |          |          |              |                |
|-------------------------|---------------|----------------|----------------|---------------|----------------|----------|----------|--------------|----------------|
| <b>Sewer Fund Total</b> | <b>50,000</b> | <b>120,235</b> | <b>347,810</b> | <b>70,019</b> | <b>104,727</b> | <b>0</b> | <b>0</b> | <b>8,955</b> | <b>531,511</b> |
|-------------------------|---------------|----------------|----------------|---------------|----------------|----------|----------|--------------|----------------|

|                                   |               |           |          |          |          |          |          |          |          |
|-----------------------------------|---------------|-----------|----------|----------|----------|----------|----------|----------|----------|
| <b>Stormwater Mgmt Fund Total</b> | <b>53,967</b> | <b>33</b> | <b>0</b> | <b>0</b> | <b>0</b> | <b>0</b> | <b>0</b> | <b>0</b> | <b>0</b> |
|-----------------------------------|---------------|-----------|----------|----------|----------|----------|----------|----------|----------|

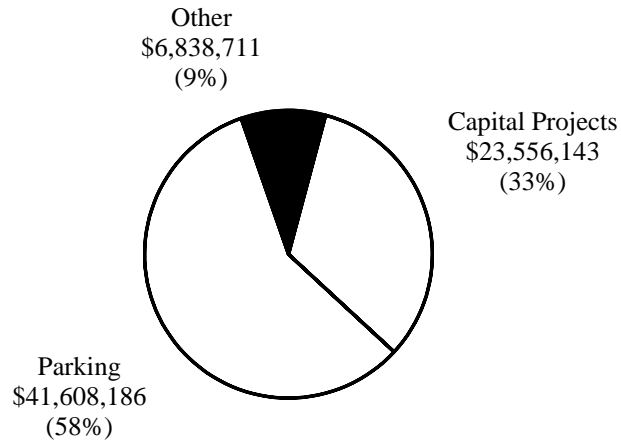
|                                  |               |                |          |                |                |          |          |                |                |
|----------------------------------|---------------|----------------|----------|----------------|----------------|----------|----------|----------------|----------------|
| <b>Water Facility Fund Total</b> | <b>48,703</b> | <b>126,560</b> | <b>0</b> | <b>122,873</b> | <b>156,632</b> | <b>0</b> | <b>0</b> | <b>144,987</b> | <b>424,492</b> |
|----------------------------------|---------------|----------------|----------|----------------|----------------|----------|----------|----------------|----------------|

|                                      |                  |                   |                   |                   |                  |                  |                  |                  |                   |
|--------------------------------------|------------------|-------------------|-------------------|-------------------|------------------|------------------|------------------|------------------|-------------------|
| <b>Total for all funding sources</b> | <b>7,557,590</b> | <b>72,003,040</b> | <b>24,161,213</b> | <b>15,699,860</b> | <b>4,142,253</b> | <b>5,311,431</b> | <b>6,661,102</b> | <b>2,562,148</b> | <b>58,538,007</b> |
|--------------------------------------|------------------|-------------------|-------------------|-------------------|------------------|------------------|------------------|------------------|-------------------|

<sup>(1)</sup> This summary by fund is based on when funding is expected to be received. Negative numbers represent grant reimbursement of City funds spent.

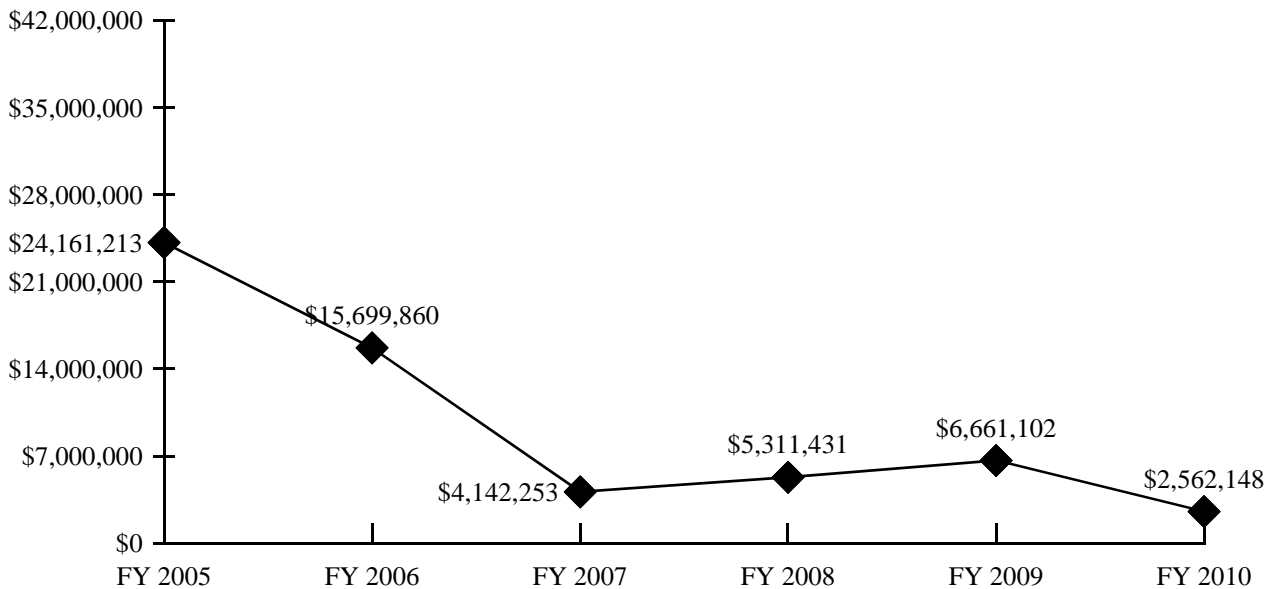
# FY 2005 - FY 2010 General Government Program Area Graphs

## FY 2005 Funding Sources of \$24,161,213



Other represents: Refuse \$106,565 or less than 1% and Sewer \$347,810 or 1%.

## FY 2005 - FY 2010 Appropriation Schedule



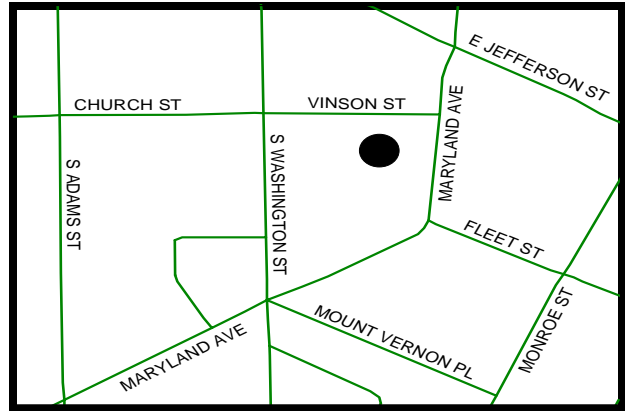
Note: The large expenditures in FY 2005 and FY 2006 represent spending on Town Square redevelopment and Town Center parking.

**Project name:** Cable TV Equipment  
**Project number:** 420-750-0A00  
**Program area:** General Government

**Current appropriation (2003 - 2005):** \$477,268  
**Five-year plan (2006 - 2010):** \$165,000  
**Project total (2003 - 2010):** \$642,268

**Total prior years' budget (2003 - 2004):** \$444,268  
**Prior years' spent as of:** 06/30/04 \$321,766  
**Prior years' unspent as of:** 06/30/04 \$122,502

**FY 2005 appropriation available:** \$155,502



| <b>Appropriation:</b> | Thru<br>FY 2003 | Estimate<br>FY 2004 | FY<br>2005 | FY<br>2006 | FY<br>2007 | FY<br>2008 | FY<br>2009 | FY<br>2010 | FY 2005 -<br>FY 2010 |
|-----------------------|-----------------|---------------------|------------|------------|------------|------------|------------|------------|----------------------|
| Other                 | 204,751         | 239,517             | 33,000     | 33,000     | 33,000     | 33,000     | 33,000     | 33,000     | 198,000              |
| Total                 | 204,751         | 239,517             | 33,000     | 33,000     | 33,000     | 33,000     | 33,000     | 33,000     | 198,000              |

| <b>Funding source:</b> | Thru<br>FY 2003 | Estimate<br>FY 2004 | FY<br>2005 | FY<br>2006 | FY<br>2007 | FY<br>2008 | FY<br>2009 | FY<br>2010 | FY 2005 -<br>FY 2010 |
|------------------------|-----------------|---------------------|------------|------------|------------|------------|------------|------------|----------------------|
| Telecom transfer       | 393,000         | 51,268              | 33,000     | 33,000     | 33,000     | 33,000     | 33,000     | 33,000     | 198,000              |
| Total                  | 393,000         | 51,268              | 33,000     | 33,000     | 33,000     | 33,000     | 33,000     | 33,000     | 198,000              |

**Operating cost impact:**

The completion of this project will have no measurable impact on the operating budget.

**Description:**

This project funds the replacement of aged and worn TV production equipment, the purchase of new equipment, and the migration to a digital environment for the City's municipal TV station and video production operation to allow the City to be compatible with industry standards for production and signal transmission. Funding is provided through grants from the cable franchise agreements with Comcast and Starpower. The 15-year Comcast agreement provides a funding level of \$20,000 per year after the first year, FY 2000. For the 15-year Starpower grant, which began in FY 2001, there is no set amount; each year, the City receives one-seventh of 3 percent of the company's annual gross revenues.

**Schedule:**

Prior year work to be completed — Studio cameras and related equipment; remote site production equipment. FY 2005 — Studio and production equipment. FY 2006 — Control room and production equipment. FY 2007 — Field camera. FY 2008 — Production equipment and upgrades to second editing station. FY 2009 — Production equipment. FY 2010 — Server replacement; production equipment.

**Status:**

Implementation. This project first appeared in the CIP in FY 1999.

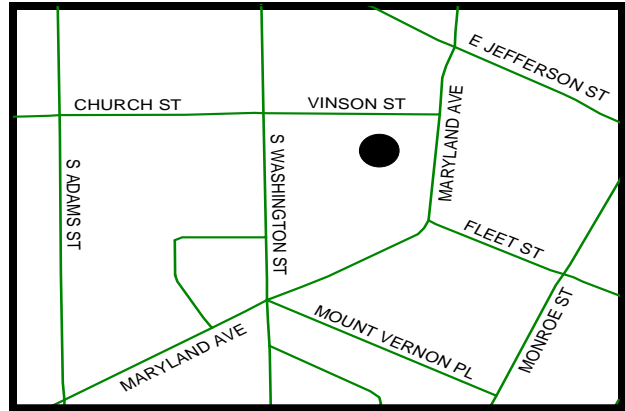
**Coordination:**

Montgomery County Cable Office.

**Staff contact:**

Department of Information and Technology. Douglas Breisch, TV and Telecommunications Manager, 240-314-8189.

**Project name:** City Hall — Improv  
**Project number:** 420-900-9B91  
**Program area:** General Government



**Current appropriation (2003 - 2005):** \$2,804,629  
**Five-year plan (2006 - 2010):** \$0  
**Project total (2003 - 2010):** \$2,804,629

**Total prior years' budget (2003 - 2004):** \$2,804,629  
**Prior years' spent as of:** 06/30/04 \$1,011,551  
**Prior years' unspent as of:** 06/30/04 \$1,793,078

**FY 2005 appropriation available:** \$1,793,078

| <b>Appropriation:</b> | Thru<br>FY 2003 | Estimate<br>FY 2004 | FY<br>2005 | FY<br>2006 | FY<br>2007 | FY<br>2008 | FY<br>2009 | FY<br>2010 | FY 2005 -<br>FY 2010 |
|-----------------------|-----------------|---------------------|------------|------------|------------|------------|------------|------------|----------------------|
| Plan/Design/Insp      | 67,568          | 0                   | 0          | 0          | 0          | 0          | 0          | 0          | 0                    |
| Construction          | 700,915         | 2,003,846           | 0          | 0          | 0          | 0          | 0          | 0          | 0                    |
| Other                 | 32,300          | 0                   | 0          | 0          | 0          | 0          | 0          | 0          | 0                    |
| <b>Total</b>          | <b>800,783</b>  | <b>2,003,846</b>    | <b>0</b>   | <b>0</b>   | <b>0</b>   | <b>0</b>   | <b>0</b>   | <b>0</b>   | <b>0</b>             |

| <b>Funding source:</b> | Thru<br>FY 2003 | Estimate<br>FY 2004 | FY<br>2005 | FY<br>2006 | FY<br>2007 | FY<br>2008 | FY<br>2009 | FY<br>2010 | FY 2005 -<br>FY 2010 |
|------------------------|-----------------|---------------------|------------|------------|------------|------------|------------|------------|----------------------|
| Capital Projects       | 800,783         | 2,003,846           | 0          | 0          | 0          | 0          | 0          | 0          | 0                    |
| <b>Total</b>           | <b>800,783</b>  | <b>2,003,846</b>    | <b>0</b>   | <b>0</b>   | <b>0</b>   | <b>0</b>   | <b>0</b>   | <b>0</b>   | <b>0</b>             |

**Operating cost impact:**

The completion of this project added \$21,400 to the FY 2004 operating budget. This represented \$15,050 for maintenance at \$4 per square foot and \$6,350 for utilities at \$2 per square foot. Costs are for the Bouic House and custodial maintenance at City Hall.

**Description:**

This project funds renovation and reorganization of space uses for City Hall offices, work stations, service counters, and meeting rooms and renovation of the Bouic House to house the Graphics and Printing Shop. There are currently 226 workspaces in City Hall; the building was originally designed for 160 employees. Upgrades are required in life-safety code compliance, ADA, technology infrastructure, and HVAC.

**Schedule:**

Prior year work to be completed-FY 2005 — Create offices, information counters, and meeting rooms utilizing the atrium space and the Bouic House; reorganize space use for the departments located on the second and third floors; audio-visual technology upgrades for the Mayor and Council Chambers; HVAC improvements. No additional funding requirements are expected for FY 2005.

**Status:**

Design and construction. This project first appeared in the CIP in FY 1999. *Note:* \$17,957 has been budgeted in the Art in Public Architecture project for artwork.

**Coordination:**

Development Review Committee; Rockville Citizens and Customers.

**Staff contact:**

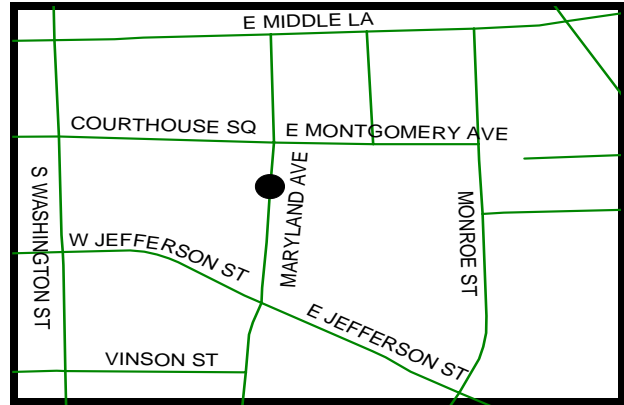
Department of Recreation and Parks. Gerald Daus, Parks and Facilities Development Manager, 240-314-8607.

**Project name:** Cultural Arts Building  
**Project number:** 420-600-5B01  
**Program area:** General Government

**Current appropriation (2003 - 2005):** \$515,833  
**Five-year plan (2006 - 2010):** \$4,354,625  
**Project total (2003 - 2010):** \$4,870,458

**Total prior years' budget (2003 - 2004):** \$0  
**Prior years' spent as of:** 06/30/04 \$0  
**Prior years' unspent as of:** 06/30/04 \$0

**FY 2005 appropriation available:** \$515,833



| <b>Appropriation:</b> | Thru<br>FY 2003 | Estimate<br>FY 2004 | FY<br>2005     | FY<br>2006       | FY<br>2007       | FY<br>2008     | FY<br>2009 | FY<br>2010 | FY 2005 -<br>FY 2010 |
|-----------------------|-----------------|---------------------|----------------|------------------|------------------|----------------|------------|------------|----------------------|
| Plan/Design/Insp      | 0               | 0                   | 375,000        | 258,990          | 41,814           | 0              | 0          | 0          | 675,804              |
| Construction          | 0               | 0                   | 140,833        | 2,192,200        | 361,621          | 0              | 0          | 0          | 2,694,654            |
| Fit-Out               | 0               | 0                   | 0              | 0                | 750,000          | 750,000        | 0          | 0          | 1,500,000            |
| <b>Total</b>          | <b>0</b>        | <b>0</b>            | <b>515,833</b> | <b>2,451,190</b> | <b>1,153,435</b> | <b>750,000</b> | <b>0</b>   | <b>0</b>   | <b>4,870,458</b>     |

| <b>Funding source:</b> | Thru<br>FY 2003 | Estimate<br>FY 2004 | FY<br>2005     | FY<br>2006       | FY<br>2007       | FY<br>2008     | FY<br>2009 | FY<br>2010 | FY 2005 -<br>FY 2010 |
|------------------------|-----------------|---------------------|----------------|------------------|------------------|----------------|------------|------------|----------------------|
| Capital Projects       | 0               | 0                   | 515,833        | 2,451,190        | 403,435          | 0              | 0          | 0          | 3,370,458            |
| Rock. Arts Place       | 0               | 0                   | 0              | 0                | 750,000          | 750,000        | 0          | 0          | 1,500,000            |
| <b>Total</b>           | <b>0</b>        | <b>0</b>            | <b>515,833</b> | <b>2,451,190</b> | <b>1,153,435</b> | <b>750,000</b> | <b>0</b>   | <b>0</b>   | <b>4,870,458</b>     |

**Operating cost impact:**

The operating cost impact of this project will add \$2,000 to the FY 2007 operating budget to fund exterior maintenance including the City's share of roofing maintenance. Rockville Arts Place (RAP) will be responsible for all costs associated with the interior of the new building.

**Description:**

The Cultural Arts Building, formerly part of the Town Square project, will have approximately 9,500 square feet of private retail on the ground floor. The cost of the retail is not included since it is being paid by the retail developer. The second and third floors, along with approximately 1,800 square feet on the ground floor, will be owned by the City and provide a total of 27,000 square feet for cultural use. Initial construction will be a "warm lit shell." After the building is complete, the fitting-out costs will be funded by Rockville Arts Place. Note: Prior years' appropriation in the amount of \$301,047 was shifted to FY 2005 after budget adoption. The allocation of prior year costs was not feasible.

**Schedule:**

FY 2005 — Design and begin construction. FY 2006 — Construction. FY 2007 — Complete construction and begin fit-out. FY 2008 — Complete fit-out.

**Status:**

Concept. This project first appeared in the CIP in FY 2005. This project was formerly part of the Town Square — Redevelopment (Project 420-600-0A80).

**Coordination:**

Town Center Action Team; Development Review Committee; Town Center Master Plan; Civic Associations; Cultural Arts Commission; Local Art Groups; Town Square — Redevelopment (Project 420-600-0A80).

**Staff contact:**

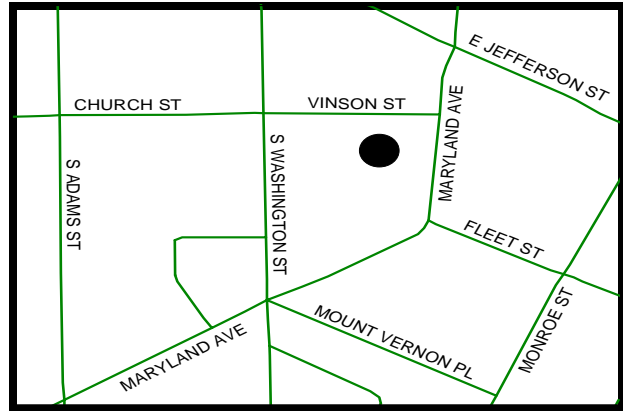
Department of Community Planning and Development Services (CPDS). Art Chambers, Director of CPDS, 240-314-8202.  
 Department of Recreation and Parks (R&P). Burt Hall, Director of R&P, 240-314-8602.

**Project name:** Document Imaging System  
**Project number:** 420-750-1A01  
**Program area:** General Government

**Current appropriation (2003 - 2005):** \$174,500  
**Five-year plan (2006 - 2010):** \$0  
**Project total (2003 - 2010):** \$174,500

**Total prior years' budget (2003 - 2004):** \$150,000  
**Prior years' spent as of:** 06/30/04 \$18,151  
**Prior years' unspent as of:** 06/30/04 \$131,849

**FY 2005 appropriation available:** \$156,349



| <b>Appropriation:</b> | Thru<br>FY 2003 | Estimate<br>FY 2004 | FY<br>2005 | FY<br>2006 | FY<br>2007 | FY<br>2008 | FY<br>2009 | FY<br>2010 | FY 2005 -<br>FY 2010 |
|-----------------------|-----------------|---------------------|------------|------------|------------|------------|------------|------------|----------------------|
| Construction          | 0               | 0                   | 24,500     | 0          | 0          | 0          | 0          | 0          | 24,500               |
| Other                 | 2,646           | 147,354             | 0          | 0          | 0          | 0          | 0          | 0          | 0                    |
| Total                 | 2,646           | 147,354             | 24,500     | 0          | 0          | 0          | 0          | 0          | 24,500               |

| <b>Funding source:</b> | Thru<br>FY 2003 | Estimate<br>FY 2004 | FY<br>2005 | FY<br>2006 | FY<br>2007 | FY<br>2008 | FY<br>2009 | FY<br>2010 | FY 2005 -<br>FY 2010 |
|------------------------|-----------------|---------------------|------------|------------|------------|------------|------------|------------|----------------------|
| Capital Projects       | 2,646           | 147,354             | 24,500     | 0          | 0          | 0          | 0          | 0          | 24,500               |
| Total                  | 2,646           | 147,354             | 24,500     | 0          | 0          | 0          | 0          | 0          | 24,500               |

**Operating cost impact:**

The completion of this project added \$5,000 to the FY 2003 operating budget to fund annual software maintenance.

**Description:**

This project funds the purchase of a new system for scanning current paper sources of site plans and subdivision plats. The system allows for storage and quick retrieval of these documents in electronic format. In addition, it has a link to a Geographic Information System (GIS) layer to facilitate access to the relevant plans for a specific area. The plan reviewer and other staff benefit from this system because it cuts down the amount of time involved in researching a site. Furthermore, having these historical documents in an electronic format benefits the City in the event of disaster, such as a fire, that could destroy the original paper sources.

**Schedule:**

Prior work to be completed — In September 2002, the City awarded a contract to perform the scanning of Planning Division documents and database construction. FY 2005 — Scanning of Inspection Services Division documents.

**Status:**

Implementation. This project first appeared in the CIP in FY 2001.

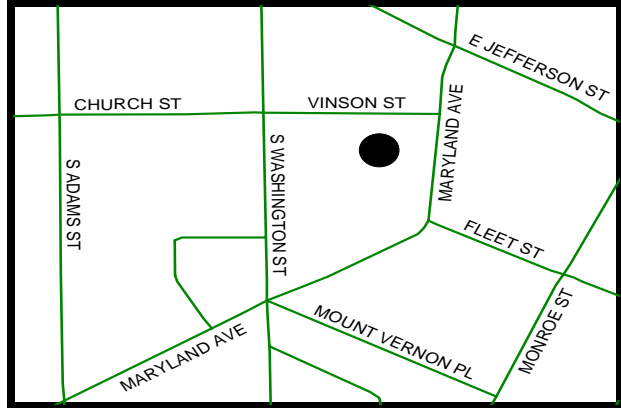
**Coordination:**

Department of Community Planning and Development Services.

**Staff contact:**

Department of Information and Technology. Pedro Flores, GIS Manager, 240-314-8170.

**Project name:** Financial System  
**Project number:** 420-750-4B01  
**Program area:** General Government



**Current appropriation (2003 - 2005):** \$450,000  
**Five-year plan (2006 - 2010):** \$200,000  
**Project total (2003 - 2010):** \$650,000

**Total prior years' budget (2003 - 2004):** \$0  
**Prior years' spent as of:** 06/30/04 \$0  
**Prior years' unspent as of:** 06/30/04 \$0

**FY 2005 appropriation available:** \$450,000

| <b>Appropriations:</b> | Thru<br>FY 2003 | Estimate<br>FY 2004 | FY<br>2005 | FY<br>2006 | FY<br>2007 | FY<br>2008 | FY<br>2009 | FY<br>2010 | FY 2005 -<br>FY 2010 |
|------------------------|-----------------|---------------------|------------|------------|------------|------------|------------|------------|----------------------|
| Other                  | 0               | 0                   | 450,000    | 200,000    | 0          | 0          | 0          | 0          | 650,000              |
| Total                  | 0               | 0                   | 450,000    | 200,000    | 0          | 0          | 0          | 0          | 650,000              |

| <b>Funding source:</b> | Thru<br>FY 2003 | Estimate<br>FY 2004 | FY<br>2005 | FY<br>2006 | FY<br>2007 | FY<br>2008 | FY<br>2009 | FY<br>2010 | FY 2005 -<br>FY 2010 |
|------------------------|-----------------|---------------------|------------|------------|------------|------------|------------|------------|----------------------|
| Capital Projects       | 0               | 0                   | 450,000    | 200,000    | 0          | 0          | 0          | 0          | 650,000              |
| Total                  | 0               | 0                   | 450,000    | 200,000    | 0          | 0          | 0          | 0          | 650,000              |

**Operating cost impact:**

The current system requires annual maintenance fees of \$70,715. A new or upgraded system will result in additional fees; actual cost estimates are unavailable at this time.

**Description:**

The City currently uses an integrated financial, purchasing, and payroll system provided by American Management Systems (AMS). The vendor has notified the City that the existing mainframe-based system will no longer be supported after July 1, 2005. The new AMS version is a Web-based system and will require a substantial investment in additional hardware, software, and consulting services in order to implement. The implementation period is estimated to be 18 months. City staff are currently evaluating all available alternatives, including the purchase of a new integrated system.

**Schedule:**

Prior year work to be completed — Staff is researching options for upgrading the system or going out to bid. FY 2005 — Installation of new or upgraded system.

**Status:**

Staff is currently evaluating alternatives. This project first appeared in the CIP in FY 2004.


**Coordination:**

Department of Finance.

**Staff contact:**

Department of Information and Technology. Mike Cannon, Director of Information and Technology, 240-314-8162.

**Project name:** Gateway Enhancements  
**Project number:** 420-600-9A01  
**Program area:** General Government



**Current appropriation (2003 - 2005):** \$85,000  
**Five-year plan (2006 - 2010):** \$0  
**Project total (2003 - 2010):** \$85,000

**Total prior years' budget (2003 - 2004):** \$85,000  
**Prior years' spent as of:** 06/30/03 \$63,770  
**Prior years' unspent as of:** 06/30/03

**Total current appropriation unspent:** \$0

| <b>Appropriation:</b> | Thru<br>FY 2003 | Estimate<br>FY 2004 | FY<br>2005 | FY<br>2006 | FY<br>2007 | FY<br>2008 | FY<br>2009 | FY<br>2010 | FY 2005 -<br>FY 2010 |
|-----------------------|-----------------|---------------------|------------|------------|------------|------------|------------|------------|----------------------|
| Construction          | 63,770          | 21,230              | 0          | 0          | 0          | 0          | 0          | 0          | 0                    |
| Total                 | 63,770          | 21,230              | 0          | 0          | 0          | 0          | 0          | 0          | 0                    |

| <b>Funding source:</b> | Thru<br>FY 2003 | Estimate<br>FY 2004 | FY<br>2005 | FY<br>2006 | FY<br>2007 | FY<br>2008 | FY<br>2009 | FY<br>2010 | FY 2005 -<br>FY 2010 |
|------------------------|-----------------|---------------------|------------|------------|------------|------------|------------|------------|----------------------|
| Capital Projects       | 63,770          | 21,230              | 0          | 0          | 0          | 0          | 0          | 0          | 0                    |
| Total                  | 63,770          | 21,230              | 0          | 0          | 0          | 0          | 0          | 0          | 0                    |

**Operating cost impact:**

The completion of this project will have no measurable impact on the operating budget.

**Description:**

This project funds signs for each of the major gateways to the City of Rockville. Locations include: MD Route 355 (south and north City entrances), Veirs Mill Road, Key West Avenue, West Montgomery Avenue, and Falls Road. These signs will replace existing signs that have reached the end of their useful lives or that feature the discontinued logo. In addition, new signs will be provided at gateways that do not currently have signs. Identification of major Rockville entrances is important to the City's image in the region.

**Schedule:**

Prior year work to be completed — Installation of the remaining signs.

**Status:**

This project is substantially complete, but final payments need to be made. This project first appeared in the CIP in FY 1999. *Note:* \$2,000 has been budgeted for artwork; see the Art in Public Architecture project in the Recreation and Parks program area.

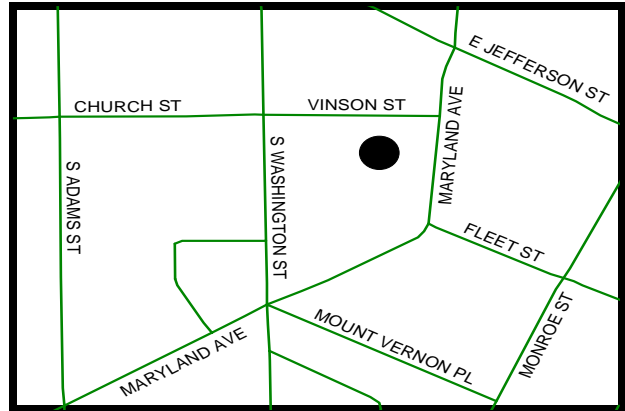
**Coordination:**

Maryland State Highway Administration; Departments of Public Works and Recreation and Parks; Appropriate Boards and Commissions; Development Review Committee; Town Center — Wayfinding Program (Project 420-850-8A71).

**Staff contact:**

Department of Community Planning and Development Services (CPDS). Ed Duffy, Community Development Program Manager, 240-314-8206.

**Project name:** GIS Development  
**Project number:** 420-850-4A01  
**Program area:** General Government



**Current appropriation (2003 - 2005):** \$532,500  
**Five-year plan (2006 - 2010):** \$0  
**Project total (2003 - 2010):** \$532,500  
  
**Total prior years' budget (2003 - 2004):** \$532,500  
**Prior years' spent as of:** 06/30/04 \$333,951  
**Prior years' unspent as of:** 06/30/04 \$198,549  
  
**FY 2005 appropriation available:** \$198,549

| <b>Appropriation:</b> | Thru<br>FY 2003 | Estimate<br>FY 2004 | FY<br>2005 | FY<br>2006 | FY<br>2007 | FY<br>2008 | FY<br>2009 | FY<br>2010 | FY 2005 -<br>FY 2010 |
|-----------------------|-----------------|---------------------|------------|------------|------------|------------|------------|------------|----------------------|
| Other                 | 423,705         | 108,795             | 0          | 0          | 0          | 0          | 0          | 0          | 0                    |
| Total                 | 423,705         | 108,795             | 0          | 0          | 0          | 0          | 0          | 0          | 0                    |

| <b>Funding source:</b> | Thru<br>FY 2003 | Estimate<br>FY 2004 | FY<br>2005 | FY<br>2006 | FY<br>2007 | FY<br>2008 | FY<br>2009 | FY<br>2010 | FY 2005 -<br>FY 2010 |
|------------------------|-----------------|---------------------|------------|------------|------------|------------|------------|------------|----------------------|
| Capital Projects       | 271,037         | 107,463             | 0          | 0          | 0          | 0          | 0          | 0          | 0                    |
| Sewer                  | 50,000          | 0                   | 0          | 0          | 0          | 0          | 0          | 0          | 0                    |
| Water Facility         | 48,701          | 1,299               | 0          | 0          | 0          | 0          | 0          | 0          | 0                    |
| Stormwater Mgmt        | 53,967          | 33                  | 0          | 0          | 0          | 0          | 0          | 0          | 0                    |
| Total                  | 423,705         | 108,795             | 0          | 0          | 0          | 0          | 0          | 0          | 0                    |

**Operating cost impact:**

The completion of this project will add \$75,000 to the FY 2005 operating budget to fund software maintenance (\$30,000), data maintenance (\$25,000), plotters and servers (\$10,000), training (\$9,000), and supplies (\$1,000).

**Description:**

Funding is provided to build a Geographic Information System (GIS) infrastructure including software licenses, equipment, Global Positioning System (GPS) devices, plotters, hardware and software, and professional services.

**Schedule:**

Prior year work to be completed — Internet mapping application for citizens; continue migration and training to ARCVIEW 8.0 (ARCGIS); purchase plotters; upgrade GIS server.

**Status:**

This project is substantially complete, but final payments need to be made. This project first appeared in the CIP in FY 1997. The City has implemented the scanning of all design drawings from Public Works. GIS has been integrated into the work functions of Public Works, Planning, Police, Recreation and Parks, and other departments. The City also has purchased GPS hardware and software. There are now 60 GIS users citywide who have attended training. In FY 2005, these activities will no longer be funded through the CIP.

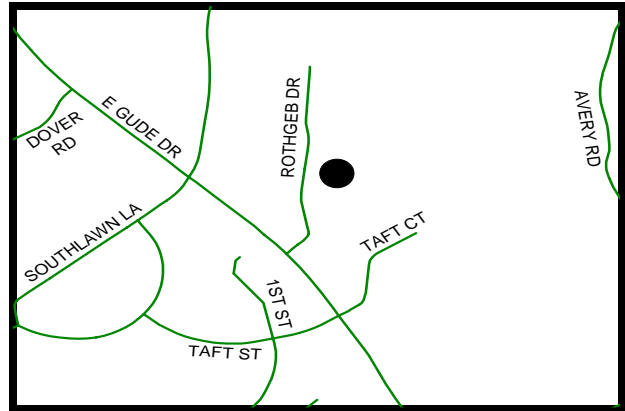
**Coordination:**

All City Departments.

**Staff contact:**

Department of Information and Technology. Pedro Flores, GIS Manager, 240-314-8170.

**Project name:** Gude Drive Facility Improv  
**Project number:** 420-900-7D91  
**Program area:** General Government



**Current appropriation (2003 - 2005):** \$1,120,591  
**Five-year plan (2006 - 2010):** \$7,544,585  
**Project total (2003 - 2010):** \$8,665,176

**Total prior years' budget (2003 - 2004):** \$1,120,591  
**Prior years' spent as of:** 06/30/04 \$234,543  
**Prior years' unspent as of:** 06/30/04 \$886,048

**FY 2005 appropriation available:** \$886,048

| <b>Appropriation:</b> | Thru<br>FY 2003 | Estimate<br>FY 2004 | FY<br>2005 | FY<br>2006 | FY<br>2007 | FY<br>2008       | FY<br>2009       | FY<br>2010 | FY 2005 -<br>FY 2010 |
|-----------------------|-----------------|---------------------|------------|------------|------------|------------------|------------------|------------|----------------------|
| Plan/Design/Insp      | 159,449         | 48,551              | 0          | 0          | 0          | 212,095          | 212,094          | 0          | 424,189              |
| Construction          | 0               | 697,591             | 0          | 0          | 0          | 3,560,198        | 3,560,198        | 0          | 7,120,396            |
| Other                 | 0               | 215,000             | 0          | 0          | 0          | 0                | 0                | 0          | 0                    |
| <b>Total</b>          | <b>159,449</b>  | <b>961,142</b>      | <b>0</b>   | <b>0</b>   | <b>0</b>   | <b>3,772,293</b> | <b>3,772,292</b> | <b>0</b>   | <b>7,544,585</b>     |

| <b>Funding source:</b> | Thru<br>FY 2003 | Estimate<br>FY 2004 | FY<br>2005 | FY<br>2006 | FY<br>2007 | FY<br>2008       | FY<br>2009       | FY<br>2010 | FY 2005 -<br>FY 2010 |
|------------------------|-----------------|---------------------|------------|------------|------------|------------------|------------------|------------|----------------------|
| Capital Projects       | 159,449         | 961,142             | 0          | 0          | 0          | 3,772,293        | 3,772,292        | 0          | 7,544,585            |
| <b>Total</b>           | <b>159,449</b>  | <b>961,142</b>      | <b>0</b>   | <b>0</b>   | <b>0</b>   | <b>3,772,293</b> | <b>3,772,292</b> | <b>0</b>   | <b>7,544,585</b>     |

**Operating cost impact:**

The completion of this project will add \$91,200 (\$6 per sq. ft. x 15,200 additional sq. ft.) to the operating costs in FY 2009 for maintenance (\$60,800) and utilities (\$30,400); and \$39,000 (\$6 per sq. ft. x 6,500 additional sq. ft.) in FY 2010 for maintenance.

**Description:**

This project funds the modernization and expansion of the maintenance complex in four phases. The current complex has reached its intended capacity. Facilities are in need of structural rehabilitation and modernization. Phase I includes a new salt dome, SWM upgrades, access improvements, and debris storage. Phase II includes construction of a new motor vehicle maintenance building. Phase III includes improvements to the administrative offices and improvements to parking, traffic flow, and conversion of the existing maintenance building into a shop for the trades workers. Phase IV includes construction of a covered vehicle storage building.

**Schedule:**

Prior year work to be completed — Phase I-complete master plan for site, prepare design, and begin construction. FY 2008 — Phase I-complete construction; Phase II-design and construct. FY 2009 — Phase III-design and construct; Phase IV-design and construct.

**Status:**

Implementation. This project first appeared in the CIP in FY 1997. *Note:* \$13,020 has been budgeted for artwork.


**Coordination:**

Recreation and Park Advisory Board; Development Review Committee.

**Staff contact:**

Department of Recreation and Parks. Steve Mader, Superintendent of Parks and Facilities, 240-314-8702.

**Project name:** Housing Opportunities  
**Project number:** 420-600-1F01  
**Program area:** General Government



**Current appropriation (2003 - 2005):** \$653,948  
**Five-year plan (2006 - 2010):** \$0  
**Project total (2003 - 2010):** \$653,948

**Total prior years' budget (2003 - 2004):** \$653,948  
**Prior years' spent as of:** 06/30/04 \$370,000  
**Prior years' unspent as of:** 06/30/04 \$283,948

**FY 2005 appropriation available:** \$283,948

| <b>Appropriation:</b> | Thru<br>FY 2003 | Estimate<br>FY 2004 | FY<br>2005 | FY<br>2006 | FY<br>2007 | FY<br>2008 | FY<br>2009 | FY<br>2010 | FY 2005 -<br>FY 2010 |
|-----------------------|-----------------|---------------------|------------|------------|------------|------------|------------|------------|----------------------|
| Other                 | 370,000         | 283,948             | 0          | 0          | 0          | 0          | 0          | 0          | 0                    |
| Total                 | 370,000         | 283,948             | 0          | 0          | 0          | 0          | 0          | 0          | 0                    |

| <b>Funding source:</b> | Thru<br>FY 2003 | Estimate<br>FY 2004 | FY<br>2005 | FY<br>2006 | FY<br>2007 | FY<br>2008 | FY<br>2009 | FY<br>2010 | FY 2005 -<br>FY 2010 |
|------------------------|-----------------|---------------------|------------|------------|------------|------------|------------|------------|----------------------|
| Capital Projects       | 500,000         | 72,998              | 0          | 0          | 0          | 0          | 0          | 0          | 0                    |
| Developer/Other        | 0               | 80,950              | 0          | 0          | 0          | 0          | 0          | 0          | 0                    |
| Total                  | 500,000         | 153,948             | 0          | 0          | 0          | 0          | 0          | 0          | 0                    |

**Operating cost impact:**

There will be no operating cost impact for the Moderately Priced Dwelling Unit (MPDU) acquisition project.

**Description:**

This project funds housing initiatives as identified by the Mayor and Council. In FY 2002 and FY 2003, this project provided \$370,000 for the acquisition of MPDUs at King Farm and Falls Grove by a partnership formed by Rockville Housing Enterprises. Additional subsidy funds were provided by Montgomery County to assist in the acquisition of these units.

**Schedule:**

Prior year work to be completed — Funds have been advanced to Rockville Housing Enterprises for the City's share of the MPDU acquisition project costs. Additional proposals are under consideration.

**Status:**

Acquisition of the MPDUs began during FY 2002 and will continue through FY 2005. This project first appeared in the CIP in FY 2001. *Funding Note:* Additional funds were provided in FY 2004 from fees earned as a result of the refinancing of a privately-owned housing development (\$80,950 in Developer/Other) and the repayment of a City loan to Lenmore Apartments (\$72,988 in Capital Projects).

**Coordination:**


Rockville Housing Enterprises; Appropriate Community Associations; Housing Developers.

**Staff contact:**

Department of Community Planning and Development Services (CPDS). Ed Duffy, Community Development Program Manager, 240-314-8206.

**Project name:** Parking Meters  
**Project number:** 320-600-8E11  
**Program area:** General Government

TC



**Current appropriation (2003 - 2005):** \$395,601  
**Five-year plan (2006 - 2010):** \$46,800  
**Project total (2003 - 2010):** \$442,401

**Total prior years' budget (2003 - 2004):** \$244,906  
**Prior years' spent as of:** 06/30/04 \$228,076  
**Prior years' unspent as of:** 06/30/04 \$16,830

**FY 2005 appropriation available:** \$167,525

| <b>Appropriation:</b> | Thru<br>FY 2003 | Estimate<br>FY 2004 | FY<br>2005 | FY<br>2006 | FY<br>2007 | FY<br>2008 | FY<br>2009 | FY<br>2010 | FY 2005 -<br>FY 2010 |
|-----------------------|-----------------|---------------------|------------|------------|------------|------------|------------|------------|----------------------|
| Plan/Design/Insp      | 17,000          | 0                   | 0          | 0          | 0          | 0          | 0          | 0          | 0                    |
| Construction          | 29,306          | 198,600             | 150,695    | 46,800     | 0          | 0          | 0          | 0          | 197,495              |
| Total                 | 46,306          | 198,600             | 150,695    | 46,800     | 0          | 0          | 0          | 0          | 197,495              |

| <b>Funding source:</b> | Thru<br>FY 2003 | Estimate<br>FY 2004 | FY<br>2005 | FY<br>2006 | FY<br>2007 | FY<br>2008 | FY<br>2009 | FY<br>2010 | FY 2005 -<br>FY 2010 |
|------------------------|-----------------|---------------------|------------|------------|------------|------------|------------|------------|----------------------|
| Parking                | 46,306          | 198,600             | 150,695    | 46,800     | 0          | 0          | 0          | 0          | 197,495              |
| Total                  | 46,306          | 198,600             | 150,695    | 46,800     | 0          | 0          | 0          | 0          | 197,495              |

**Operating cost impact:**

Operating costs will be paid from the meter and fine revenue.

**Description:**

This project encourages short-term parking within the redeveloped Town Center including Monroe Street, East Montgomery Avenue at Courthouse Square, Maryland Avenue, East Montgomery Avenue, West Middle Lane, South Washington Street, Vinson Street, Fleet Street, and the Middle Lane parking lot. Parking restriction signs in the Town Center and the Middle Lane parking lot are frequently ignored. Commuter all-day parking is provided at the Middle Lane parking lot in conjunction with the present program. An additional 394 meters are currently being installed throughout the City including the Twinbrook Metro area and streets contiguous to City Hall. Additional meters in the Twinbrook area are planned for FY 2005. Based upon Mayor and Council review and approval, any additional installations will be phased-in over the next two to three years.

**Schedule:**

Prior year work to be completed — Installation of additional meters on Halpine Road, Bouic Avenue, Thompson Avenue, Fleet Street, Monroe Place, Chapman Avenue, Vinson Street, and the 100 block of North Washington Street. FY 2005 — Halpine Avenue area. FY 2006 — Undetermined at this time.

**Status:**

Implementation. This project first appeared in the CIP in FY 1998.

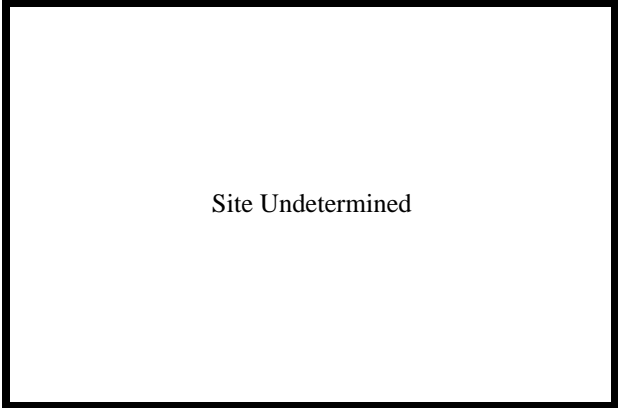
**Coordination:**

Montgomery County; Property Owners; Rockville Chamber of Commerce; Rockville Center Inc; Development Review Committee; Twinbrook Civic Association.

**Staff contact:**

Police Department. Terry Treschuk, Chief of Police, 240-314-8910.

**Project name:** Police Station  
**Project number:** 420-900-4P01  
**Program area:** General Government



**Current appropriation (2003 - 2005):** \$0  
**Five-year plan (2006 - 2010):** \$3,767,000  
**Project total (2003 - 2010):** \$3,767,000

**Total prior years' budget (2003 - 2004):** \$0  
**Prior years' spent as of:** 06/30/04 \$0  
**Prior years' unspent as of:** 06/30/04 \$0

**FY 2005 appropriation available:** \$0

| <b>Appropriation:</b> | Thru<br>FY 2003 | Estimate<br>FY 2004 | FY<br>2005 | FY<br>2006 | FY<br>2007 | FY<br>2008 | FY<br>2009 | FY<br>2010 | FY 2005 -<br>FY 2010 |
|-----------------------|-----------------|---------------------|------------|------------|------------|------------|------------|------------|----------------------|
| Plan/Design/Insp      | 0               | 0                   | 0          | 0          | 0          | 0          | 300,000    | 200,000    | 500,000              |
| Construction          | 0               | 0                   | 0          | 0          | 0          | 0          | 1,472,000  | 595,000    | 2,067,000            |
| Other                 | 0               | 0                   | 0          | 0          | 0          | 0          | 400,000    | 800,000    | 1,200,000            |
| Total                 | 0               | 0                   | 0          | 0          | 0          | 0          | 2,172,000  | 1,595,000  | 3,767,000            |

| <b>Funding source:</b> | Thru<br>FY 2003 | Estimate<br>FY 2004 | FY<br>2005 | FY<br>2006 | FY<br>2007 | FY<br>2008 | FY<br>2009 | FY<br>2010 | FY 2005 -<br>FY 2010 |
|------------------------|-----------------|---------------------|------------|------------|------------|------------|------------|------------|----------------------|
| Capital Projects       | 0               | 0                   | 0          | 0          | 0          | 0          | 2,172,000  | 1,595,000  | 3,767,000            |
| Total                  | 0               | 0                   | 0          | 0          | 0          | 0          | 2,172,000  | 1,595,000  | 3,767,000            |

**Operating cost impact:**

The operating cost impact of this new police facility will add \$84,000 to the FY 2011 operating budget to fund maintenance (\$56,000 at \$4 per sq. ft. x 14,000 sq. ft.) and utilities (\$28,000 at \$2 per sq. ft. x 14,000 sq. ft.).

**Description:**

This project funds the design and construction of a new police station to accommodate all staff, functions, and parking for the City of Rockville Police Department. The location will be off-site from City Hall. The building requirements are: 1.5 to 2.0-acre site, approximately 14,000 square feet in size; 80 parking spaces to accommodate employees, official vehicles, and visitor spaces, as well as an impound lot. The space in City Hall vacated by the Police Department will accommodate other departments and divisions that are currently located off-site and/or in overcrowded spaces.

**Schedule:**

FY 2009 — Design; construction late in the fiscal year. FY 2010 — Design and construction (expected to take two years to complete); move-in scheduled late in fiscal year.

**Status:**

Concept. This project first appeared in the CIP in FY 2004.

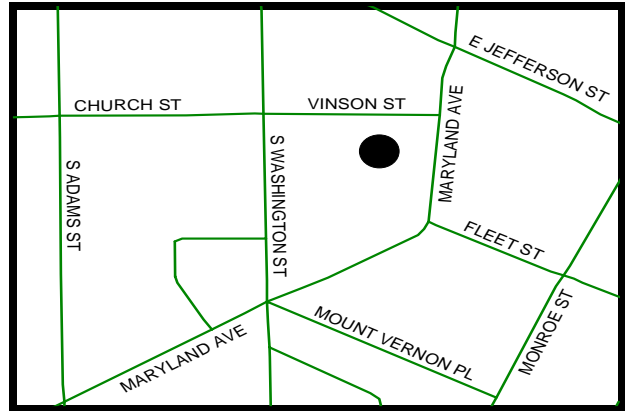
**Coordination:**

Montgomery County Police Department; Development Review Committee.

**Staff contact:**

Department of Recreation and Parks, Burt Hall, Director of Recreation and Parks, 240-314-8600; Police Department, Terry Treschuk, Chief of Police, 240-314-8910.

**Project name:** Police Technology  
**Project number:** 420-750-1C01  
**Program area:** General Government



**Current appropriation (2003 - 2005):** \$1,515,000  
**Five-year plan (2006 - 2010):** \$0  
**Project total (2003 - 2010):** \$1,515,000

**Total prior years' budget (2003 - 2004):** \$1,515,000  
**Prior years' spent as of:** 06/30/04 \$957,770  
**Prior years' unspent as of:** 06/30/04 \$557,230

**FY 2005 appropriation available:** \$557,230

| <b>Appropriation:</b> | Thru<br>FY 2003 | Estimate<br>FY 2004 | FY<br>2005 | FY<br>2006 | FY<br>2007 | FY<br>2008 | FY<br>2009 | FY<br>2010 | FY 2005 -<br>FY 2010 |
|-----------------------|-----------------|---------------------|------------|------------|------------|------------|------------|------------|----------------------|
| Other                 | 890,716         | 624,284             | 0          | 0          | 0          | 0          | 0          | 0          | 0                    |
| Total                 | 890,716         | 624,284             | 0          | 0          | 0          | 0          | 0          | 0          | 0                    |

| <b>Funding source:</b> | Thru<br>FY 2003 | Estimate<br>FY 2004 | FY<br>2005 | FY<br>2006 | FY<br>2007 | FY<br>2008 | FY<br>2009 | FY<br>2010 | FY 2005 -<br>FY 2010 |
|------------------------|-----------------|---------------------|------------|------------|------------|------------|------------|------------|----------------------|
| Federal Grant          | 0               | 1,500,000           | 0          | 0          | 0          | 0          | 0          | 0          | 0                    |
| State of MD Grant      | 15,000          | 0                   | 0          | 0          | 0          | 0          | 0          | 0          | 0                    |
| Total                  | 15,000          | 1,500,000           | 0          | 0          | 0          | 0          | 0          | 0          | 0                    |

**Operating cost impact:**

The completion of this project will add \$75,000 to the FY 2005 operating budget to fund annual software and hardware upgrades and \$375,000 to the FY 2008 operating budget to fund replacement data terminal hardware.

**Description:**

Funding is provided for a new police mobile data and voice communications system that is compatible with the County's 800 Mhz PS200 system. The County system was implemented in July 2003. In order for the City to have a compatible system, the City purchased new portable radios, mobile data and voice communications equipment, an upgraded dispatch system, and an upgraded CAD computer with accompanying workstations. The City successfully negotiated a memorandum of understanding (MOU) with Montgomery County that defines responsibilities and costs. The operating budget expenditures allow the Police Department to maintain and upgrade this equipment in order to continue compatibility with the County system. *The City is pursuing additional federal grants.*

**Schedule:**

Prior year work to be completed — Software and hardware upgrades; expand the existing card swipe system at City Hall for additional interior and exterior doors (costs include additional maintenance and subscription costs), reverse 9-1-1 system, inkless fingerprinting system, and records management and bar coding systems for property and evidence.

**Status:**

Implementation. This project first appeared in the CIP in FY 2001. The City has been awarded a \$1.5 million federal

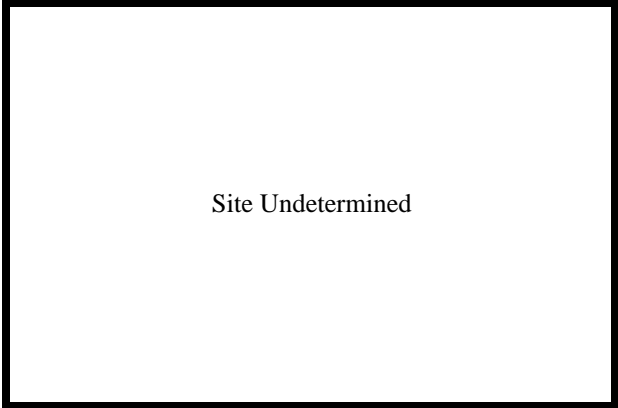
**Coordination:**

Montgomery County Police Department.

**Staff contact:**

Department of Information and Technology. Michael Cannon, Director of Information and Technology, 240-314-8162.

**Project name:** Science Center Feasibility Study  
**Project number:** 420-900-4S01  
**Program area:** General Government



**Current appropriation (2003 - 2005):** \$65,000  
**Five-year plan (2006 - 2010):** \$0  
**Project total (2003 - 2010):** \$65,000

**Total prior years' budget (2003 - 2004):** \$65,000  
**Prior years' spent as of:** 06/30/04 \$0  
**Prior years' unspent as of:** 06/30/04 \$65,000

**FY 2005 appropriation available:** \$65,000

| <b>Appropriation:</b> | Thru<br>FY 2003 | Estimate<br>FY 2004 | FY<br>2005 | FY<br>2006 | FY<br>2007 | FY<br>2008 | FY<br>2009 | FY<br>2010 | FY 2005 -<br>FY 2010 |
|-----------------------|-----------------|---------------------|------------|------------|------------|------------|------------|------------|----------------------|
| Plan/Design/Insp      | 0               | 65,000              | 0          | 0          | 0          | 0          | 0          | 0          | 0                    |
| Total                 | 0               | 65,000              | 0          | 0          | 0          | 0          | 0          | 0          | 0                    |

| <b>Funding source:</b> | Thru<br>FY 2003 | Estimate<br>FY 2004 | FY<br>2005 | FY<br>2006 | FY<br>2007 | FY<br>2008 | FY<br>2009 | FY<br>2010 | FY 2005 -<br>FY 2010 |
|------------------------|-----------------|---------------------|------------|------------|------------|------------|------------|------------|----------------------|
| Capital Projects       | 0               | 65,000              | 0          | 0          | 0          | 0          | 0          | 0          | 0                    |
| Total                  | 0               | 65,000              | 0          | 0          | 0          | 0          | 0          | 0          | 0                    |

**Operating cost impact:**

The operating cost impact of this project cannot be determined at this time.

**Description:**

This project funds a study to look at the feasibility of a science center and/or museum in Rockville near the Town Center. This study will be conducted by a consultant in cooperation with interested citizens and staff and will examine the other science center/museums in the area, the potential need for an additional facility in Rockville, and the availability of public, private, and non-profit funding sources for a facility.

**Schedule:**

Prior year work to be completed — Feasibility Study.

**Status:**

Concept. Specifications for a consultant to perform the study are being prepared to go out to bid. This project first appeared in the CIP in FY 2004.

**Coordination:**

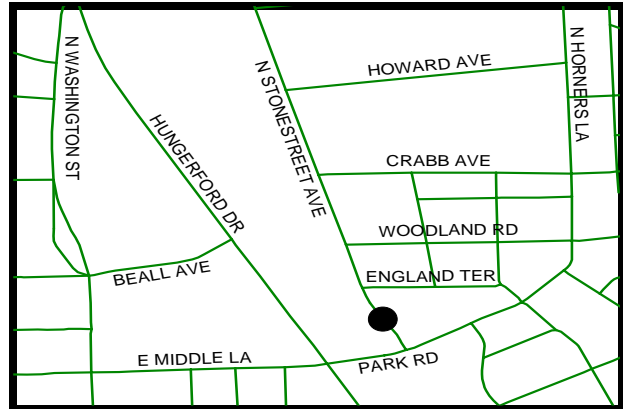
Rockville Citizens; Recreation and Park Advisory Board; Planning Commission; Town Center Action Team; Development Review Committee; Rockville Consortium for Science Inc; East Rockville Civic Association; Local/Regional Science Companies; Montgomery College; University of Maryland; Johns Hopkins University; National Institute of Health; National Institute of Standards and Technology; Technology Council of Maryland.

**Staff contact:**

Department of Recreation and Parks, Burt Hall, Director of Recreation and Parks, 240-314-8600.

**Project name:** Stonestreet Implement Strategy  
**Project number:** 420-600-4A81  
**Program area:** General Government

TC



**Current appropriation (2003 - 2005):** \$245,000  
**Five-year plan (2006 - 2010):** \$0  
**Project total (2003 - 2010):** \$245,000

**Total prior years' budget (2003 - 2004):** \$165,000  
**Prior years' spent as of:** 06/30/04 \$11,716  
**Prior years' unspent as of:** 06/30/04 \$153,284

**FY 2005 appropriation available:** \$233,284

| <b>Appropriation:</b> | Thru<br>FY 2003 | Estimate<br>FY 2004 | FY<br>2005    | FY<br>2006 | FY<br>2007 | FY<br>2008 | FY<br>2009 | FY<br>2010 | FY 2005 -<br>FY 2010 |
|-----------------------|-----------------|---------------------|---------------|------------|------------|------------|------------|------------|----------------------|
| Plan/Design/Insp      | 0               | 165,000             | 80,000        | 0          | 0          | 0          | 0          | 0          | 80,000               |
| <b>Total</b>          | <b>0</b>        | <b>165,000</b>      | <b>80,000</b> | <b>0</b>   | <b>0</b>   | <b>0</b>   | <b>0</b>   | <b>0</b>   | <b>80,000</b>        |

| <b>Funding source:</b> | Thru<br>FY 2003 | Estimate<br>FY 2004 | FY<br>2005    | FY<br>2006 | FY<br>2007 | FY<br>2008 | FY<br>2009 | FY<br>2010 | FY 2005 -<br>FY 2010 |
|------------------------|-----------------|---------------------|---------------|------------|------------|------------|------------|------------|----------------------|
| Capital Projects       | 0               | 165,000             | 80,000        | 0          | 0          | 0          | 0          | 0          | 80,000               |
| <b>Total</b>           | <b>0</b>        | <b>165,000</b>      | <b>80,000</b> | <b>0</b>   | <b>0</b>   | <b>0</b>   | <b>0</b>   | <b>0</b>   | <b>80,000</b>        |

**Operating cost impact:**

The completion of this project will have no measurable impact on the operating budget.

**Description:**

The Stonestreet Avenue corridor consists of properties on both sides of North Stonestreet Avenue. The goal of the redevelopment plan is to create opportunities for higher and better utilization of the properties close to the Rockville Town Center and the public transportation system. This area also provides a transitional buffer to the residential neighborhoods of East Rockville and Lincoln Park, so it is important for these adjacent land uses to be more appropriate to the residential neighborhoods. Draft plans indicate that the area is to be redeveloped as a mixed-use retail, office, and residential area including a cultural district.

**Schedule:**

Prior year work to be completed — Study prepared by consultant to help create an implementation plan. FY 2005 — Implementation of plan and cost proposals. Estimated project costs to implement recommendations from the study are \$3,613,536 and are expected to be phased in during a three-year period. Due to funding constraints, no funding is shown at this time.

**Status:**

Study began in FY 2004. Plan to be implemented in FY 2005. This project first appeared in the CIP in FY 2004.

**Coordination:**

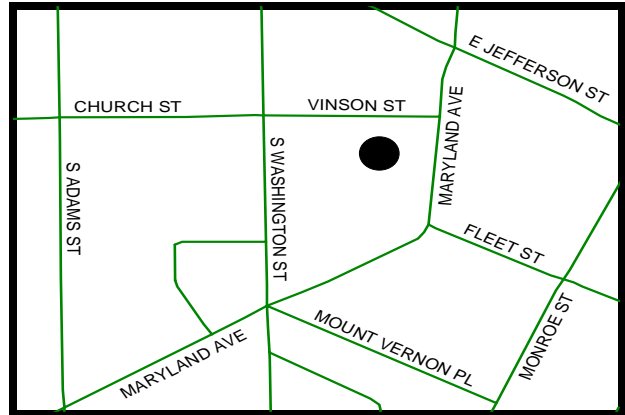
Neighborhood Civic Associations; Neighborhood Plan Advisory Groups; Development Review Committee; Stonestreet Avenue — Water (Project 210-850-5D34 in the Environment Program Area).

**Staff contact:**

Department of Community Planning and Development Services (CPDS). Jim Wasilak, Chief of Long Range Planning, 240-314-8211.

**Project name:** Technology Infrastructure  
**Project number:** 420-750-5A01  
**Program area:** General Government

**Current appropriation (2003 - 2005):** \$75,000  
**Five-year plan (2006 - 2010):** \$0  
**Project total (2003 - 2010):** \$75,000  
**Total prior years' budget (2003 - 2004):** \$0  
**Prior years' spent as of:** 06/30/04 \$0  
**Prior years' unspent as of:** 06/30/04 \$0  
**FY 2005 appropriation available:** \$75,000



| <b>Appropriation:</b> | Thru<br>FY 2003 | Estimate<br>FY 2004 | FY<br>2005 | FY<br>2006 | FY<br>2007 | FY<br>2008 | FY<br>2009 | FY<br>2010 | FY 2005 -<br>FY 2010 |
|-----------------------|-----------------|---------------------|------------|------------|------------|------------|------------|------------|----------------------|
| Other                 | 0               | 0                   | 75,000     | 0          | 0          | 0          | 0          | 0          | 75,000               |
| Total                 | 0               | 0                   | 75,000     | 0          | 0          | 0          | 0          | 0          | 75,000               |

| <b>Funding source:</b> | Thru<br>FY 2003 | Estimate<br>FY 2004 | FY<br>2005 | FY<br>2006 | FY<br>2007 | FY<br>2008 | FY<br>2009 | FY<br>2010 | FY 2005 -<br>FY 2010 |
|------------------------|-----------------|---------------------|------------|------------|------------|------------|------------|------------|----------------------|
| Capital Projects       | 0               | 0                   | 75,000     | 0          | 0          | 0          | 0          | 0          | 75,000               |
| Total                  | 0               | 0                   | 75,000     | 0          | 0          | 0          | 0          | 0          | 75,000               |

**Operating cost impact:**

The completion of this project will have no measurable impact on the operating budget.

**Description:**

This project funds the cabling and UPS infrastructure of City Hall, the Gude Drive maintenance facility, and several other City facilities connected to the I-Net. With hurricanes and other major snow storms, the City's dependence on uninterruptible power has become more critical. The City's I-Net serves 12 facilities and many of these facilities need UPSs. In addition, cabling will be required for the second and third floors of City Hall in FY 2005. Since funding is limited, UPSs would be phased in over several years. The UPS at City Hall has failed several times in the past and can lead to disruptions in the Police Dispatch operations. This project also will support routine data cabling needs for maintenance of the City's cable plan.

**Schedule:**

FY 2005 — City Hall-install new cabling to support renovations; replace UPS. Pending additional funding, the desired schedule is: FY 2006 — Gude Drive maintenance facility-add UPS. FY 2007 — Senior and Civic Centers-add a smaller UPS. FY 2008-FY 2010 — Water Plant-add UPS. Other facilities to be determined at a later date.

**Status:**

Concept. This is a new project for FY 2005. The estimated additional costs for FY 2006-FY 2010 are \$165,000; however, due to funding constraints, this project has no additional funding at this time.

**Coordination:**

All City Departments.

**Staff contact:**

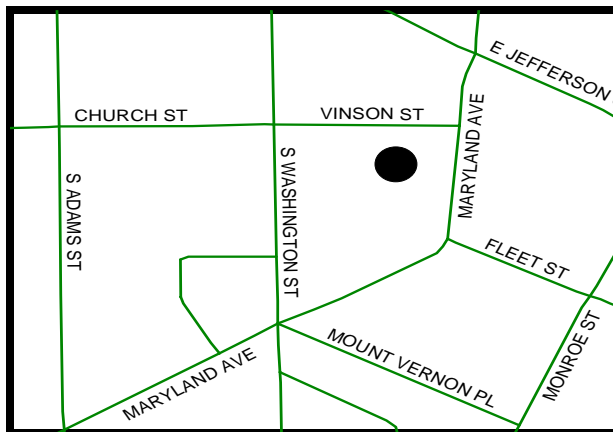
Department of Information and Technology (IT). Michael Cannon, Director of IT, 240-314-8162.

**Project name:** Telephone System Repl  
**Project number:** 420-750-1D01  
**Program area:** General Government

**Current appropriation (2003 - 2005):** \$600,000  
**Five-year plan (2006 - 2010):** \$0  
**Project total (2003 - 2010):** \$600,000

**Total prior years' budget (2003 - 2004):** \$600,000  
**Prior years' spent as of:** 06/30/04 \$596,861  
**Prior years' unspent as of:** 06/30/04 \$3,139

**FY 2005 appropriation available:** \$3,139



| <b>Appropriation:</b> | Thru<br>FY 2003 | Estimate<br>FY 2004 | FY<br>2005 | FY<br>2006 | FY<br>2007 | FY<br>2008 | FY<br>2009 | FY<br>2010 | FY 2005 -<br>FY 2010 |
|-----------------------|-----------------|---------------------|------------|------------|------------|------------|------------|------------|----------------------|
| Other                 | 596,861         | 3,139               | 0          | 0          | 0          | 0          | 0          | 0          | 0                    |
| Total                 | 596,861         | 3,139               | 0          | 0          | 0          | 0          | 0          | 0          | 0                    |

| <b>Funding source:</b> | Thru<br>FY 2003 | Estimate<br>FY 2004 | FY<br>2005 | FY<br>2006 | FY<br>2007 | FY<br>2008 | FY<br>2009 | FY<br>2010 | FY 2005 -<br>FY 2010 |
|------------------------|-----------------|---------------------|------------|------------|------------|------------|------------|------------|----------------------|
| Capital Projects       | 596,861         | 3,139               | 0          | 0          | 0          | 0          | 0          | 0          | 0                    |
| Total                  | 596,861         | 3,139               | 0          | 0          | 0          | 0          | 0          | 0          | 0                    |

**Operating cost impact:**

The operating cost impact can not fully be determined at this time; however, an approximately \$50,000 in phone savings is expected for FY 2004.

**Description:**

This project funds the replacement of the telephone systems at City Hall and 12 other locations. The Cisco AVVID voice over IP telephone system utilizes the I-Net fiber network, enabling the City to realize significant savings in Verizon charges. This project is part of the *Department of Information and Technology Strategic Plan*.

**Schedule:**

Prior year work to be completed — Implement the E-911 system.

**Status:**

This project is substantially complete, but final payments need to be made. This project first appeared in the CIP in FY 2001.

**Coordination:**

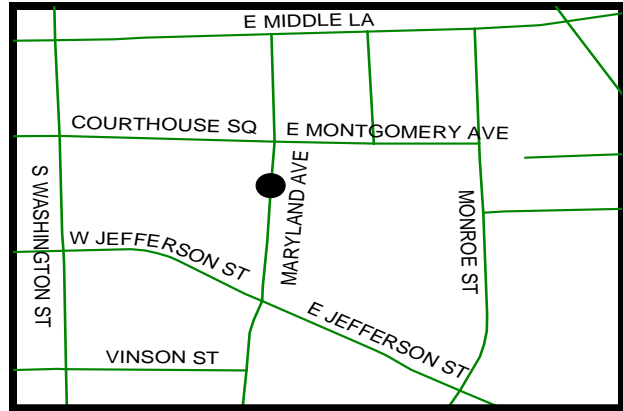
All City Departments.

**Staff contact:**

Department of Information and Technology. Michael Cannon, Director of Information and Technology, 240-314-8162.

**Project name:** Town Center — Parking Facilities  
**Project number:** 320-600-4A00  
**Program area:** General Government

TC



**Current appropriation (2003 - 2005):** \$41,675,000  
**Five-year plan (2006 - 2010):** \$5,100,000  
**Project total (2003 - 2010):** \$46,775,000

**Total prior years' budget (2003 - 2004):** \$41,675,000  
**Prior years' spent as of:** 06/30/04 \$1,626,537  
**Prior years' unspent as of:** 06/30/04 \$40,048,463

**FY 2005 appropriation available:** \$40,048,463

| Appropriations:  | Thru<br>FY 2003 | Estimate<br>FY 2004 | FY<br>2005 | FY<br>2006 | FY<br>2007 | FY<br>2008 | FY<br>2009 | FY<br>2010 | FY 2005 -<br>FY 2010 |
|------------------|-----------------|---------------------|------------|------------|------------|------------|------------|------------|----------------------|
| Plan/Design/Insp | 265,414         | 809,586             | 0          | 0          | 0          | 0          | 0          | 0          | 0                    |
| Construction     | 0               | 40,600,000          | 0          | 5,100,000  | 0          | 0          | 0          | 0          | 5,100,000            |
| Total            | 265,414         | 41,409,586          | 0          | 5,100,000  | 0          | 0          | 0          | 0          | 5,100,000            |

| Funding source:   | Thru<br>FY 2003 | Estimate<br>FY 2004 | FY<br>2005 | FY<br>2006 | FY<br>2007 | FY<br>2008 | FY<br>2009 | FY<br>2010 | FY 2005 -<br>FY 2010 |
|-------------------|-----------------|---------------------|------------|------------|------------|------------|------------|------------|----------------------|
| Parking           | 265,414         | 40,409,586          | 0          | 5,100,000  | 0          | 0          | 0          | 0          | 5,100,000            |
| State of MD Grant | 0               | 1,000,000           | 0          | 0          | 0          | 0          | 0          | 0          | 0                    |
| Total             | 265,414         | 41,409,586          | 0          | 5,100,000  | 0          | 0          | 0          | 0          | 5,100,000            |

**Operating cost impact:**

The operating cost impact of this project cannot be determined at this time.

**Description:**

This project funds the planning, engineering, and construction of three parking garages with 1,817 parking spaces in Town Center. Construction will be financed from general obligation bonds. A special taxing district will be created to support the debt service on the bonds. Participation from Montgomery County, the State of Maryland, and Town Center property owners is anticipated, although not currently shown. *The cost estimates and revenue and expenditure projections for this project may change significantly as the market and financial study prepared by Walker Parking Consultants is reviewed and refined.*

**Schedule:**

The schedule has not been finalized, but will be developed with the Town Square — Redevelopment (Project 420-600-0A80). Design will take place through FY04, and construction period will be from FY05 to FY07. The Block 5 garage may open in FY06.

**Status:**

Implementation. This project first appeared in the CIP in FY 2003. A market and financial study was completed during FY 2003. *Funding Note:* The total amount of \$41,675,000 has been appropriated in FY 2004 as a condition of the real estate closing for Town Center; however, expenditures will be spread over several years.

**Coordination:**

Montgomery County; Town Center Property Owners; Town Center Action Team; Town Square — Redevelopment (Project 420-600-0A80); Development Review Committee, Civic Associations.

**Staff contact:**

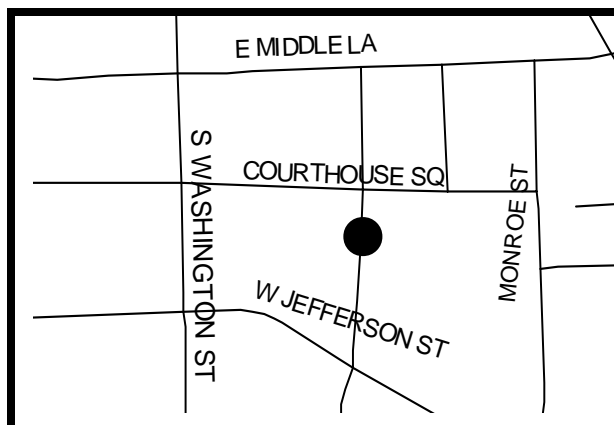
Department of Community Planning and Development Services (CPDS). Art Chambers, Director of CPDS, 240-314-8202 and Ed Duffy, Community Development Program Manager, 240-314-8406.

**Project name:** Town Center — Wayfinding  
**Project number:** 420-850-8A71  
**Program area:** General Government

**Current appropriation (2003 - 2005):** \$165,000  
**Five-year plan (2006 - 2010):** \$0  
**Project total (2003 - 2010):** \$165,000

**Total prior years' budget (2003 - 2004):** \$165,000  
**Prior years' spent as of:** 06/30/04 \$145,027  
**Prior years' unspent as of:** 06/30/04 \$19,973

**Total current appropriation unspent:** \$19,973



| <b>Appropriation:</b> | Thru<br>FY 2003 | Estimate<br>FY 2004 | FY<br>2005 | FY<br>2006 | FY<br>2007 | FY<br>2008 | FY<br>2009 | FY<br>2010 | FY 2005 -<br>FY 2010 |
|-----------------------|-----------------|---------------------|------------|------------|------------|------------|------------|------------|----------------------|
| Planning/Design       | 50,000          | 0                   | 0          | 0          | 0          | 0          | 0          | 0          | 0                    |
| Construction          | 95,027          | 19,973              | 0          | 0          | 0          | 0          | 0          | 0          | 0                    |
| Total                 | 145,027         | 19,973              | 0          | 0          | 0          | 0          | 0          | 0          | 0                    |

| <b>Funding source:</b> | Thru<br>FY 2003 | Estimate<br>FY 2004 | FY<br>2005 | FY<br>2006 | FY<br>2007 | FY<br>2008 | FY<br>2009 | FY<br>2010 | FY 2005 -<br>FY 2010 |
|------------------------|-----------------|---------------------|------------|------------|------------|------------|------------|------------|----------------------|
| Capital Projects       | 145,027         | 19,973              | 0          | 0          | 0          | 0          | 0          | 0          | 0                    |
| Total                  | 145,027         | 19,973              | 0          | 0          | 0          | 0          | 0          | 0          | 0                    |

**Operating cost impact:**

The completion of this project will have no measurable impact on the operating budget.

**Description:**

This project establishes a signage program to maximize convenience and efficiency for the circulation and movement of automobiles, pedestrians, and Metro riders to and throughout the Town Center area. This identification program assists patrons in finding the Town Center area and, once there, in locating desired facilities.

**Schedule:**

Prior year work to be completed — Installation of remaining signs.

**Status:**

This project is substantially complete, but final payments need to be made. This project first appeared in the CIP in FY 1998.

**Coordination:**

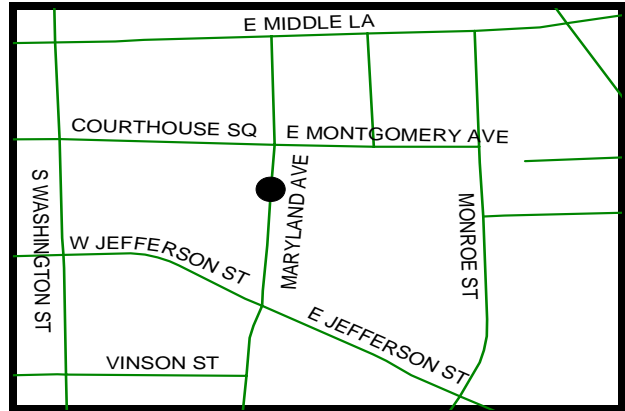
Montgomery County; State of Maryland; Rockville Chamber of Commerce; Rockville Center Inc; Appropriate Businesses and Community Associations; Development Review Committee; Department of Public Works; Gateway Enhancements (Project 420-600-9A01).

**Staff contact:**

Department of Community Planning and Development Services. Ed Duffy, Community Development Program Manager, 240-314-8206.

**Project name:** Town Square — Planning  
**Project number:** 420-600-1G01  
**Program area:** General Government

TC



**Current appropriation (2003 - 2005):** \$317,493  
**Five-year plan (2006 - 2010):** \$0  
**Project total (2003 - 2010):** \$317,493

**Total prior years' budget (2003 - 2004):** \$317,493  
**Prior years' spent as of:** 06/30/04 \$298,914  
**Prior years' unspent as of:** 06/30/04 \$18,579

**FY 2005 appropriation available:** \$18,579

| <b>Appropriation:</b> | Thru<br>FY 2003 | Estimate<br>FY 2004 | FY<br>2005 | FY<br>2006 | FY<br>2007 | FY<br>2008 | FY<br>2009 | FY<br>2010 | FY 2005 -<br>FY 2010 |
|-----------------------|-----------------|---------------------|------------|------------|------------|------------|------------|------------|----------------------|
| Plan/Design/Insp      | 177,492         | 140,001             | 0          | 0          | 0          | 0          | 0          | 0          | 0                    |
| Total                 | 177,492         | 140,001             | 0          | 0          | 0          | 0          | 0          | 0          | 0                    |

| <b>Funding source:</b> | Thru<br>FY 2003 | Estimate<br>FY 2004 | FY<br>2005 | FY<br>2006 | FY<br>2007 | FY<br>2008 | FY<br>2009 | FY<br>2010 | FY 2005 -<br>FY 2010 |
|------------------------|-----------------|---------------------|------------|------------|------------|------------|------------|------------|----------------------|
| Capital Projects       | 177,492         | 140,001             | 0          | 0          | 0          | 0          | 0          | 0          | 0                    |
| Total                  | 177,492         | 140,001             | 0          | 0          | 0          | 0          | 0          | 0          | 0                    |

**Operating cost impact:**

The completion of this project will have no measurable impact on the operating budget.

**Description:**

This project provides for planning studies, appraisals, surveying, engineering, and other necessary studies and analyses.

**Schedule:**

All project costs are for planning for Town Square redevelopment.

**Status:**

This project is substantially complete, but final payments need to be made. This project first appeared in the CIP in FY 2002.

**Coordination:**

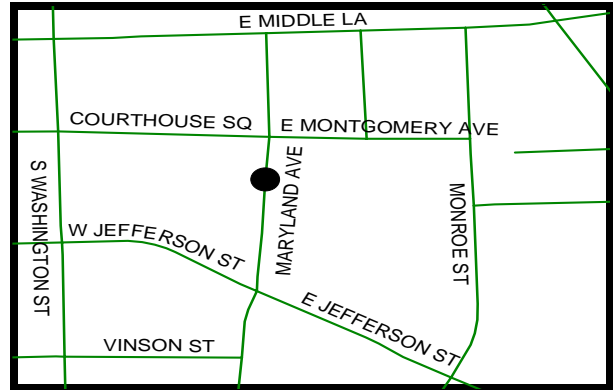
Montgomery County Executive and County Council; Washington Metropolitan Area Transit Authority; Maryland Department of Transportation; State Highway Administration; State Office for Smart Growth; Development Review Committee; Area Neighborhoods; Developers; Property Owners; Town Square — Redevelopment (Project 420-600-0A80).

**Staff contact:**

Department of Community Planning and Development Services (CPDS). Art Chambers, Director of CPDS, 240-314-8202.

**Project name:** Town Square — Redevelopment  
**Project number:** 420-600-0A80  
**Program area:** General Government

TC



**Current appropriation (2003 - 2005):** \$46,847,792  
**Five-year plan (2006 - 2010):** \$8,716,774  
**Project total (2003 - 2010):** \$55,564,566

**Total prior years' budget (2003 - 2004):** \$24,992,375  
**Prior years' spent as of:** 06/30/04 \$21,798,146  
**Prior years' unspent as of:** 06/30/04 \$3,194,229

**FY 2005 appropriation available:** \$25,049,646

| Appropriation:     | Thru FY 2003     | Estimate FY 2004  | FY 2005           | FY 2006          | FY 2007          | FY 2008  | FY 2009  | FY 2010  | FY 2005 - FY 2010 |
|--------------------|------------------|-------------------|-------------------|------------------|------------------|----------|----------|----------|-------------------|
| Plan/Design/Insp   | 1,100,190        | 1,712,897         | 594,524           | 188,777          | 0                | 0        | 0        | 0        | 783,301           |
| Construction       | 108,273          | 875,268           | 9,760,893         | 6,708,035        | 1,819,962        | 0        | 0        | 0        | 18,288,890        |
| Acquis./Relocation | 0                | 21,195,747        | 11,500,000        | 0                | 0                | 0        | 0        | 0        | 11,500,000        |
| <b>Total</b>       | <b>1,208,463</b> | <b>23,783,912</b> | <b>21,855,417</b> | <b>6,896,812</b> | <b>1,819,962</b> | <b>0</b> | <b>0</b> | <b>0</b> | <b>30,572,191</b> |

| Funding source:   | Thru FY 2003     | Estimate FY 2004  | FY 2005           | FY 2006          | FY 2007          | FY 2008    | FY 2009    | FY 2010  | FY 2005 - FY 2010 |
|-------------------|------------------|-------------------|-------------------|------------------|------------------|------------|------------|----------|-------------------|
| Developer/Other   | 0                | 14,350,000        | 16,481,214        | 0                | 0                | 0          | 0          | 0        | 16,481,214        |
| Capital Projects  | 1,208,463        | 9,033,912         | -825,944          | 4,264,812        | -500,038         | -2,320,000 | -2,320,000 | 0        | -1,701,170        |
| Mont Library      | 0                | 0                 | 2,380,147         | 0                | 0                | 0          | 0          | 0        | 2,380,147         |
| Montgomery Cnty   | 0                | 400,000           | 2,320,000         | 2,320,000        | 2,320,000        | 2,320,000  | 2,320,000  | 0        | 11,600,000        |
| State of MD Grant | 0                | 0                 | 1,500,000         | 0                | 0                | 0          | 0          | 0        | 1,500,000         |
| Federal Grant     | 0                | 0                 | 0                 | 312,000          | 0                | 0          | 0          | 0        | 312,000           |
| <b>Total</b>      | <b>1,208,463</b> | <b>23,783,912</b> | <b>21,855,417</b> | <b>6,896,812</b> | <b>1,819,962</b> | <b>0</b>   | <b>0</b>   | <b>0</b> | <b>30,572,191</b> |

**Operating cost impact:**

\$103,400 will be added to fund staff (\$39,000), maintenance (\$27,100), repairs (\$9,300), and utilities (\$28,000). Costs will be allocated to the General, Water, Sewer, and SWM Funds and will be split between FY 2006 and FY 2007.

**Description:**

This project funds the City's share of planning, engineering, land acquisition, utility extension, street construction, environmental remediation, and other infrastructure improvements associated with the redevelopment of a 12-acre tract in Town Center between Beall Avenue, Middle Lane, North Washington Street, and Rockville Pike.

**Schedule:**

Construction began in FY 2004 and will continue through FY 2007.

**Status:**

Construction. This project first appeared in the CIP in FY 2003. The regional library funding represents proceeds from the purchase of City-owned land for the library. County funding reflects the amount included in the County CIP. *Funding Note:* The City will initially fund a significant amount of this project and later receive reimbursement from the County. The total City contribution from FY 2003 through FY 2010 is approximately \$11.9 million.

**Coordination:**

State of Maryland; Montgomery County; Town Center Property Owners; Town Center Action Team; Development Review Committee; Town Center Master Plan; Civic Associations; Town Square — Planning (Project 420-600-1G01).

**Staff contact:**

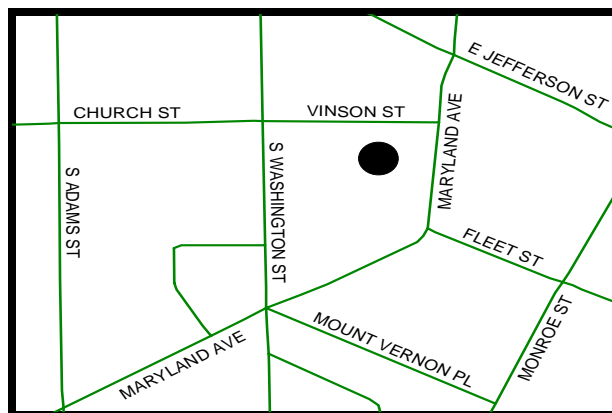
Department of Community Planning and Development Services (CPDS). Art Chambers, Director of CPDS, 240-314-8202.

**Project name:** Vehicles for City Use  
**Project number:** 420-850-1E01  
**Program area:** General Government

**Current appropriation (2003 - 2005):** \$5,006,688  
**Five-year plan (2006 - 2010):** \$4,482,010  
**Project total (2003 - 2010):** \$9,488,698

**Total prior years' budget (2003 - 2004):** \$4,029,920  
**Prior years' spent as of:** 06/30/04 \$3,246,556  
**Prior years' unspent as of:** 06/30/04 \$783,364

**FY 2005 appropriation available:** \$1,760,132



| <b>Appropriation:</b> | Thru<br>FY 2003  | Estimate<br>FY 2004 | FY<br>2005     | FY<br>2006     | FY<br>2007       | FY<br>2008     | FY<br>2009     | FY<br>2010     | FY 2005 -<br>FY 2010 |
|-----------------------|------------------|---------------------|----------------|----------------|------------------|----------------|----------------|----------------|----------------------|
| Other                 | 2,759,674        | 1,270,246           | 976,768        | 972,058        | 1,135,856        | 756,138        | 683,810        | 934,148        | 5,458,778            |
| <b>Total</b>          | <b>2,759,674</b> | <b>1,270,246</b>    | <b>976,768</b> | <b>972,058</b> | <b>1,135,856</b> | <b>756,138</b> | <b>683,810</b> | <b>934,148</b> | <b>5,458,778</b>     |

| <b>Funding source:</b> | Thru<br>FY 2003  | Estimate<br>FY 2004 | FY<br>2005     | FY<br>2006     | FY<br>2007       | FY<br>2008     | FY<br>2009     | FY<br>2010     | FY 2005 -<br>FY 2010 |
|------------------------|------------------|---------------------|----------------|----------------|------------------|----------------|----------------|----------------|----------------------|
| Capital Projects       | 2,739,694        | 539,694             | 522,393        | 550,198        | 565,034          | 564,585        | 489,195        | 600,000        | 3,291,405            |
| Water Facility         | 2                | 125,261             | 0              | 122,873        | 156,632          | 0              | 0              | 144,987        | 424,492              |
| Sewer                  | 0                | 120,235             | 347,810        | 70,019         | 104,727          | 0              | 0              | 8,955          | 531,511              |
| Refuse                 | 19,978           | 485,056             | 106,565        | 228,968        | 309,463          | 191,553        | 194,615        | 180,206        | 1,211,370            |
| <b>Total</b>           | <b>2,759,674</b> | <b>1,270,246</b>    | <b>976,768</b> | <b>972,058</b> | <b>1,135,856</b> | <b>756,138</b> | <b>683,810</b> | <b>934,148</b> | <b>5,458,778</b>     |

**Operating cost impact:**

The operating cost impact is only for new additions to the fleet, not replacements. The impact for FY 2005 through FY 2007 will be \$3,275 per year.

**Description:**

This project provides for the purchase of replacement and new vehicles for use by City employees (General, Refuse, Water Facility, and Sewer Fund). The City's fleet review and replacement policies and the schedule of vehicles to be replaced in FY 2005 are included in the Department of Public Works section of the operating budget.

**Schedule:**

The number of vehicles by fund are listed for each fiscal year. FY 2005 — General 21, Refuse 3, Sewer 4. FY 2006 — General 24, Refuse 5, Water Facility 3, Sewer 2. FY 2007 — General 24, Refuse 4, Water Facility 2, Sewer 2. FY 2008 — General 17, Refuse 4. FY 2009 — General 31, Refuse 4. FY 2010 — General 34, Refuse 4, Water Facility 4, Sewer 1.

**Status:**

Implementation. This project first appeared in the CIP in FY 2001. *Note:* The Capital Projects Fund is underfunded by \$45,450 in FY 2008, \$231,873 in FY 2009, and \$289,469 in FY 2010.

**Coordination:**

All City Departments.

**Staff contact:**

Department of Public Works. Patrick Stroud, Fleet Manager, 240-314-8487.