

Technical Guides for Exterior Alterations



A Practical Series for the Preservation and Maintenance of Rockville's Historic Resources


9: Signs

Background

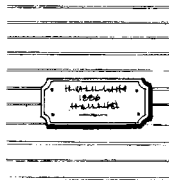
When a sign is needed within a Historic District, compatibility issues include the consideration of sympathetic design, appropriate level of technology and character of the historic district. For example, narrow streets and setbacks on North Adams and South Washington Streets may be best suited for affixed or hanging "lawyers' shingle" signs. For properties on West Montgomery Avenue, Courthouse Square and Church Street, free-standing or hanging signs may be appropriate. The Commission considers the impact of the lighting, style and design of a new sign in terms of its compatibility with the environmental and visual characteristics of the entire historic district. Signs are prominent visual elements that can either add interest and variety to a building's façade, or detract and add clutter to the entire district. As a rule, signs within the historic districts shall be kept to a minimum.

City Zoning

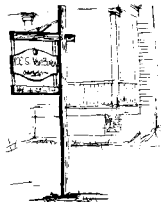
All signs must meet the size and placement specifications of the City of Rockville Sign Ordinance. However, the Historic District Commission has the authority to further modify the design of a proposed sign within the limits of the Ordinance to assure compatibility with the historic district.



Hanging



Attached



Free-Standing

HDC Policy

Signs will be reviewed on the basis of design, lighting and type of installation.

- Design: Simplicity in design with limited words. Size and scale of the sign should be compatible with the building. Color and material of the sign should compliment the building.
- Lighting: Indirect lighting may be allowed, but **self-illuminated or neon signs are not allowed.**
- Installation: Minimize damage to historic materials. Avoid windows, cornices, or architectural trim
Reinforce the architectural characteristics

On masonry buildings, installation anchors for signs shall be installed into the joint rather than the masonry unit.

Certificate of Approval

PLEASE NOTE - If repair or replacement materials match the existing materials *exactly*, no Certificate of Approval is required.

If changes are requested, the application for a Certificate of Approval must include the following:

- Drawings of proposed sign indicating materials, colors, lettering
- Site plan showing preferred location of sign
- Brief explanation of the installation; a technical drawing is acceptable
- Brief justification for the need of signage (for new requests, only).

Tax Credit Information

Tax credits do not apply.

Technical Guides for Exterior Alterations



A Practical Series for the Preservation and Maintenance of Rockville's Historic Resources

9: Signs *(continued)*

Contact Us

For additional information and questions, please contact:

Historic District Commission
Department of Community Planning and
Development Services

Rockville City Hall
111 Maryland Avenue
Rockville, MD 20850
240-314-8230 voice
240-314-8210 fax
history@rockvillemd.gov

Additional information

Adopted Architectural Design Guidelines for the Exterior Rehabilitation of Buildings in Rockville's Historic Districts, September 1977, Rockville Historic District Commission, pp. 3-18, 74-75.

Secretary of the Interior's Standards and Guidelines for Rehabilitation, (1995), National Park Service (NPS), U.S. Department of Interior, www2.cr.nps.gov/tps/standguide.

For information on the maintenance and rehabilitation of older homes, see www.cr.nps.gov/architecture/htm.

For suppliers and product information, see www.oldhouseweb.net.

For general information about historic buildings, materials, and styles, see *A Field Guide to American Houses*, by Virginia and Lee McAlester, New York, Alfred A. Knopf, 1988.