



City of Rockville
111 Maryland Avenue
Rockville, Maryland
20850-2364
www.rockvillemd.gov

240-314-5000
TTY 240-314-8137

November 11, 2019

CERTIFICATION OF ELECTION RESULTS – VOTE BY MAIL OF NOVEMBER 5, 2019

TO: Sara Taylor-Ferrell, City Clerk/Director of Council Operations

FROM: Rockville Board of Supervisors of Elections

In accordance with Chapter 8 of the Rockville City Code, "Elections" Section 8-41(f), we hereby certify the results of the Vote by Mail November 5, 2019 election:

<u>Total Votes Cast:</u>	12,287
Ballots Cast (Election Day)	12,213
Provisional Ballots	74

Votes for Mayor:

Bridget Donnell Newton	7,600
Virginia D. Onley	4,261
Write-In Votes	72

Votes for Council:

Monique Ashton	5,701
Cynthia Cotte Griffiths	3,893
Beryl L. Feinberg	5,676
Richard Gottfried	1,406
James Hedrick	3,457
Kuan Lee	4,678
Charles Littlefield	1,240
Donald A. Masters	511
Brigitta Mullican	3,278
David Myles	5,181
Matthew Perkins	1,043
Mark Pierzchala	4,822
Suzan Pitman	4,264
Write-In Votes	140

MAYOR
Bridget Donnell Newton

COUNCIL
Beryl L. Feinberg
Virginia D. Onley
Mark Pierzchala

CITY MANAGER
Robert DiSpirito


CITY CLERK
DIRECTOR OF COUNCIL OPERATIONS
Sara Taylor-Ferrell

CITY ATTORNEY
Debra Yerg Daniel


In accordance with the provisions of Article III, Section 8-41(h), of the Election Code of the City of Rockville, we hereby declare the following to be elected:

Mayor: **Bridget Donnell Newton**


Council: **Monique Ashton**
 Beryl L. Feinberg
 David Myles
 Mark Pierzchala



Dr. Lois Neuman, Chair



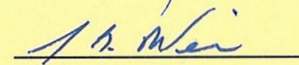
Graham Johnson



Sofya Orlosky




Robert Kurnick



Stephen Weiner

CITY OF ROCKVILLE, BOARD OF SUPERVISORS OF ELECTIONS



Attest: Sara Taylor-Ferrell, City Clerk/Director of Council Operations

Date: 11/11/19

SUMMARY REPORT
RUN DATE:11/07/19 12:07 PM

Official Results

VOTES PERCENT

PRECINCTS COUNTED (OF 10)	10	100.00
REGISTERED VOTERS - TOTAL	0	
BALLOTS CAST - TOTAL	12,287	
BALLOTS CAST - BLANK.	12	.10

Mayor

(VOTE FOR) 1		
Bridget Donnell Newton	7,600	63.69
Virginia D. Onley.	4,261	35.71
WRITE-IN.	72	.60

City Council

(VOTE FOR) 4		
Monique Ashton.	5,701	12.59
Cynthia Cotte Griffiths.	3,893	8.60
Beryl L. Feinberg.	5,676	12.53
Richard Gottfried.	1,406	3.10
James Hedrick	3,457	7.63
Kuan Lee.	4,678	10.33
Charles Littlefield	1,240	2.74
Donald A. Masters.	511	1.13
Brigitta Mullican.	3,278	7.24
David Myles.	5,181	11.44
Matthew Perkins	1,043	2.30
Mark Pierzchala	4,822	10.65
Suzan Pitman	4,264	9.41
WRITE-IN.	140	.31

PRECINCT REPORT
RUN DATE:11/07/19 12:20 PM

Official Results

0001 District 1

	VOTES	PERCENT
REGISTERED VOTERS - TOTAL	0	
BALLOTS CAST - TOTAL	1193	
BALLOTS CAST - BLANK.	3	.25

VOTES	PERCENT
-------	---------

Mayor

(VOTE FOR) 1

Bridget Donnell Newton	701	61.01
Virginia D. Onley.	439	38.21
WRITE-IN.	9	.78

City Council

(VOTE FOR) 4

Monique Ashton.	520	12.08
Cynthia Cotte Griffiths.	405	9.41
Beryl L. Feinberg.	488	11.34
Richard Gottfried.	99	2.30
James Hedrick	344	7.99
Kuan Lee.	384	8.92
Charles Littlefield	124	2.88
Donald A. Masters.	44	1.02
Brigitta Mullican.	350	8.13
David Myles.	579	13.45
Matthew Perkins	105	2.44
Mark Pierzchala	473	10.99
Suzan Pitman	373	8.67
WRITE-IN.	16	.37

0002 District 2

VOTES PERCENT

REGISTERED VOTERS - TOTAL	0	
BALLOTS CAST - TOTAL.	2327	
BALLOTS CAST - BLANK.	0	

Mayor

(VOTE FOR) 1

Bridget Donnell Newton	1499	66.04
Virginia D. Onley.	756	33.30
WRITE-IN.	15	.66

City Council

(VOTE FOR) 4

Monique Ashton.	1283	14.81
Cynthia Cotte Griffiths.	748	8.64
Beryl L. Feinberg.	1078	12.45
Richard Gottfried.	221	2.55
James Hedrick	589	6.80
Kuan Lee.	1010	11.66
Charles Littlefield	244	2.82
Donald A. Masters.	95	1.10
Brigitta Mullican.	537	6.20
David Myles.	880	10.16
Matthew Perkins	183	2.11
Mark Pierzchala	896	10.35
Suzan Pitman	853	9.85
WRITE-IN.	44	.51

0003 District 3

	VOTES	PERCENT
REGISTERED VOTERS - TOTAL	0	
BALLOTS CAST - TOTAL.	793	
BALLOTS CAST - BLANK.	0	

Mayor

(VOTE FOR) 1

Bridget Donnell Newton	450	58.06
Virginia D. Onley.	324	41.81
WRITE-IN.	1	.13

City Council

(VOTE FOR) 4

Monique Ashton.	308	10.52
Cynthia Cotte Griffiths.	268	9.15
Beryl L. Feinberg.	268	9.15
Richard Gottfried.	76	2.59
James Hedrick	254	8.67
Kuan Lee.	263	8.98
Charles Littlefield	149	5.09
Donald A. Masters.	39	1.33
Brigitta Mullican.	194	6.62
David Myles.	382	13.04
Matthew Perkins	68	2.32
Mark Pierzchala	278	9.49
Suzan Pitman	377	12.87
WRITE-IN.	5	.17

0004 District 4

	VOTES	PERCENT
REGISTERED VOTERS - TOTAL	0	
BALLOTS CAST - TOTAL	1090	
BALLOTS CAST - BLANK	1	.09

Mayor

(VOTE FOR) 1

Bridget Donnell Newton	579	54.73
Virginia D. Onley.	470	44.42
WRITE-IN.	9	.85

City Council

(VOTE FOR) 4

Monique Ashton.	375	9.31
Cynthia Cotte Griffiths.	412	10.23
Beryl L. Feinberg.	350	8.69
Richard Gottfried.	211	5.24
James Hedrick	447	11.10
Kuan Lee.	272	6.75
Charles Littlefield	104	2.58
Donald A. Masters.	57	1.42
Brigitta Mullican.	403	10.00
David Myles.	499	12.39
Matthew Perkins	109	2.71
Mark Pierzchala	425	10.55
Suzan Pitman	349	8.66
WRITE-IN.	15	.37

0005 District 5

	VOTES	PERCENT
REGISTERED VOTERS - TOTAL	0	
BALLOTS CAST - TOTAL	1077	
BALLOTS CAST - BLANK	1	.09

Mayor

(VOTE FOR) 1

Bridget Donnell Newton	528	51.06
Virginia D. Onley.	492	47.58
WRITE-IN.	14	1.35

City Council

(VOTE FOR) 4

Monique Ashton.	369	9.41
Cynthia Cotte Griffiths.	418	10.66
Beryl L. Feinberg.	329	8.39
Richard Gottfried.	179	4.56
James Hedrick	470	11.98
Kuan Lee.	275	7.01
Charles Littlefield	112	2.86
Donald A. Masters.	58	1.48
Brigitta Mullican.	360	9.18
David Myles.	516	13.16
Matthew Perkins	141	3.60
Mark Pierzchala	406	10.35
Suzan Pitman	279	7.11
WRITE-IN.	10	.25

0006 District 6

	VOTES	PERCENT
REGISTERED VOTERS - TOTAL	0	
BALLOTS CAST - TOTAL.	711	
BALLOTS CAST - BLANK.	0	

Mayor

(VOTE FOR) 1

Bridget Donnell Newton	449	64.42
Virginia D. Onley.	243	34.86
WRITE-IN.	5	.72

City Council

(VOTE FOR) 4

Monique Ashton.	340	12.84
Cynthia Cotte Griffiths.	229	8.65
Beryl L. Feinberg.	376	14.20
Richard Gottfried.	113	4.27
James Hedrick	188	7.10
Kuan Lee.	307	11.59
Charles Littlefield	50	1.89
Donald A. Masters.	28	1.06
Brigitta Mullican.	173	6.53
David Myles.	287	10.84
Matthew Perkins	55	2.08
Mark Pierzchala	257	9.71
Suzan Pitman	236	8.91
WRITE-IN.	9	.34

0007 District 7

	VOTES	PERCENT
REGISTERED VOTERS - TOTAL	0	
BALLOTS CAST - TOTAL.	1554	
BALLOTS CAST - BLANK.	1	.06

Mayor

(VOTE FOR) 1

Bridget Donnell Newton	1100	72.94
Virginia D. Onley.	403	26.72
WRITE-IN.	5	.33

City Council

(VOTE FOR) 4

Monique Ashton.	765	13.33
Cynthia Cotte Griffiths.	390	6.80
Beryl L. Feinberg.	978	17.04
Richard Gottfried.	142	2.47
James Hedrick	354	6.17
Kuan Lee.	595	10.37
Charles Littlefield	120	2.09
Donald A. Masters.	37	.64
Brigitta Mullican.	372	6.48
David Myles.	673	11.73
Matthew Perkins	111	1.93
Mark Pierzchala	618	10.77
Suzan Pitman	568	9.90
WRITE-IN.	16	.28

0008 District 8

	VOTES	PERCENT
REGISTERED VOTERS - TOTAL	0	
BALLOTS CAST - TOTAL.	1118	
BALLOTS CAST - BLANK.	3	.27

Mayor

(VOTE FOR) 1

Bridget Donnell Newton	767	71.28
Virginia D. Onley.	303	28.16
WRITE-IN.	6	.56

City Council

(VOTE FOR) 4

Monique Ashton.	493	12.23
Cynthia Cotte Griffiths.	271	6.72
Beryl L. Feinberg.	605	15.01
Richard Gottfried.	156	3.87
James Hedrick	212	5.26
Kuan Lee.	481	11.93
Charles Littlefield	106	2.63
Donald A. Masters.	66	1.64
Brigitta Mullican.	337	8.36
David Myles.	395	9.80
Matthew Perkins	102	2.53
Mark Pierzchala	393	9.75
Suzan Pitman	403	10.00
WRITE-IN.	11	.27

0009 District 9

	VOTES	PERCENT
REGISTERED VOTERS - TOTAL	0	
BALLOTS CAST - TOTAL.	968	
BALLOTS CAST - BLANK.	1	.10

Mayor

(VOTE FOR) 1

Bridget Donnell Newton	525	55.73
Virginia D. Onley.	413	43.84
WRITE-IN.	4	.42

City Council

(VOTE FOR) 4

Monique Ashton.	439	12.31
Cynthia Cotte Griffiths.	382	10.71
Beryl L. Feinberg.	392	10.99
Richard Gottfried.	73	2.05
James Hedrick	293	8.22
Kuan Lee.	239	6.70
Charles Littlefield	80	2.24
Donald A. Masters.	30	.84
Brigitta Mullican.	265	7.43
David Myles.	460	12.90
Matthew Perkins	43	1.21
Mark Pierzchala	642	18.00
Suzan Pitman	217	6.09
WRITE-IN.	11	.31

0010 District 10

	VOTES	PERCENT
REGISTERED VOTERS - TOTAL	0	
BALLOTS CAST - TOTAL.	1456	
BALLOTS CAST - BLANK.	2	.14

Mayor

(VOTE FOR) 1

Bridget Donnell Newton	1002	70.37
Virginia D. Onley.	418	29.35
WRITE-IN.	4	.28

City Council

(VOTE FOR) 4

Monique Ashton.	809	14.81
Cynthia Cotte Griffiths.	370	6.77
Beryl L. Feinberg.	812	14.87
Richard Gottfried.	136	2.49
James Hedrick	306	5.60
Kuan Lee.	852	15.60
Charles Littlefield	151	2.76
Donald A. Masters.	57	1.04
Brigitta Mullican.	287	5.25
David Myles.	510	9.34
Matthew Perkins	126	2.31
Mark Pierzchala	434	7.95
Suzan Pitman	609	11.15
WRITE-IN.	3	.05