



City of Rockville
111 Maryland Avenue
Rockville, Maryland
20850-2364
www.rockvillemd.gov

240-314-5000
TTY 240-314-8137

November 14, 2023

CERTIFICATION OF ELECTION RESULTS – VOTE BY MAIL NOVEMBER 7, 2023

To: Sara Taylor-Ferrell, City Clerk/Director of Council Operations

From: City of Rockville Board of Supervisors of Elections

In accordance with Chapter 8 of the Rockville City Code, "Elections" Section 8-41(l), we hereby certify the results of the Vote by Mail November 7, 2023, election:

<u>Total Votes Cast:</u>	12,770
Ballots Cast (Election Day)	12,637
Provisional Ballots	133
<u>Votes for Mayor:</u>	
Monique Ashton	7,298
Mark Pierzchala	5,028
Write-In Votes	51
<u>Votes for Council:</u>	
Danniel Belay	2,001
Kate Fulton	8,948
Richard Gottfried	4,102
Harold Hodges	641
Barry Jackson	5,962
Ricky F. Mui	3,196
David Myles	6,163
Anita Neal Powell	3,829
Paul Scott	5,107
Izola (Zola) Shaw	7,612
Marissa Valeri	5,995
Adam Van Grack	8,072
Write-In Votes	270

MAYOR
Bridget Donnell Newton

COUNCIL
Monique Ashton
Beryl L. Feinberg
David Myles
Mark Pierzchala

ACTING CITY MANAGER
Barack Matite

CITY CLERK/DIRECTOR OF
COUNCIL OPERATIONS
Sara Taylor-Ferrell

CITY ATTORNEY
Robert E. Dawson

Question 1 – Voting Age:

Currently, you must be 18 years old to vote. Should Rockville allow 16-17-year-olds to vote in City elections?

Yes	3,601
No	8,665
No Opinion	250

Question 2 – Non-Citizen Voting:

Currently, only U.S citizens who live in Rockville can vote in City elections. Should Rockville allow residents who are not U.S. citizens to vote in City elections?

Yes	4,208
No	7,926
No Opinion	281

Question 3- Term Limits:

Currently, there are no term limits for Mayor and City Council members. Should Rockville limit the Mayor and Council members to 3 consecutive terms?

Yes	9,267
No	2,786
No Opinion	455

Question 4- Representative Districts:

Currently, City Council members are elected at large. That means the entire city votes for all 6 members. Should some or all of the 6 council members be elected by representative districts?

Yes	5,090
No	6,378
No Opinion	995

In accordance with Chapter 8 of the Rockville City Code, "Elections" of the provisions of Article III, Section 8-41(n)(1), we hereby declare the following to be elected:

Mayor: **Monique Ashton**

Council: **Kate Fulton**

Barry Jackson


David Myles


Izola (Zola) Shaw

Marissa Valeri

Adam Van Grack


Robert Kurnick, Chair



Stephen Fisher


Cathy Sindos


David Sklar


Dr. Stephen Weiner

CITY OF ROCKVILLE, BOARD OF SUPERVISORS OF ELECTIONS


Attest: Sara Taylor-Ferrell, City Clerk/Director of Council Operations

Date: 11/14/2023

Election Summary Group Detail

2023 Rockville Election
 Rockville, Maryland
 November 7, 2023

OFFICIAL REPORT

Run Date:11/09/23 02:03 PM

Report EL45A Page 001

	TOTAL VOTES	%	ED	PROV
PRECINCTS COUNTED (OF 10)	10	100.00		
REGISTERED VOTERS - TOTAL	0			
BALLOTS CAST - TOTAL	12,770		12,637	133
BALLOTS CAST - BLANK	20	.16	20	0

Mayor

(VOTE FOR) 1				
Monique Ashton	7,298	58.96	7,190	108
Mark Pierzchala	5,028	40.62	5,006	22
WRITE-IN	51	.41	51	0
Total	12,377		12,247	130
Over Votes	1		1	0
Under Votes	392		389	3

City Council

(VOTE FOR) 6				
Daniel Belay	2,001	3.23	1,977	24
Kate Fulton	8,948	14.46	8,867	81
Richard Gottfried	4,102	6.63	4,065	37
Harold Hodges	641	1.04	636	5
Barry Jackson	5,962	9.63	5,919	43
Ricky F. Mui	3,196	5.16	3,165	31
David Myles	6,163	9.96	6,114	49
Anita Neal Powell	3,829	6.19	3,790	39
Paul Scott	5,107	8.25	5,054	53
Izola (Zoia) Shaw	7,612	12.30	7,520	92
Marissa Valeri	5,995	9.69	5,905	90
Adam Van Grack	8,072	13.04	7,997	75
WRITE-IN	270	.44	270	0
Total	61,898		61,279	619
Over Votes	180		180	0
Under Votes	14,542		14,363	179

Question 1 - Voting Age

(VOTE FOR) 1				
Yes / Si	3,601	28.77	3,542	59
No / No	8,665	69.23	8,593	72
No Opinion / No Opinion	250	2.00	249	1
Total	12,516		12,384	132
Over Votes	16		16	0
Under Votes	238		237	1

Question 2 - Non-Citizen Voting

(VOTE FOR) 1				
Yes / Si	4,208	33.89	4,150	58
No / No	7,926	63.84	7,857	69
No Opinion / No Opinion	281	2.26	277	4
Total	12,415		12,284	131
Over Votes	10		10	0
Under Votes	345		343	2

	TOTAL VOTES	%	ED	PROV
Question 3 - Term Limits				
(VOTE FOR) 1				
Yes / Si.	9,267	74.09	9,162	105
No / No	2,786	22.27	2,761	25
No Opinion / No Opin } n	455	3.64	453	2
Total	12,508		12,376	132
Over Votes	6		6	0
Under Votes	256		255	1

Question 4 - Representative Districts				
(VOTE FOR) 1				
Yes / Si.	5,090	40.84	5,021	69
No / No	6,378	51.18	6,328	50
No Opinion / No Opin } n	995	7.98	982	13
Total	12,463		12,331	132
Over Votes	9		9	0
Under Votes	298		297	1

Run Date:11/09/23 02:02 PM

Report EL30A Page 0001-01

0001 District 1

	TOTAL VOTES	%	ED	PROV
REGISTERED VOTERS - TOTAL	0			
BALLOTS CAST - TOTAL	1,142		1,135	7
BALLOTS CAST - BLANK	2	.18	2	0

Mayor

(VOTE FOR) 1				
Monique Ashton	689	61.85	682	7
Mark Pierzchala	424	38.06	424	0
WRITE-IN	1	.09	1	0
Total	1,114		1,107	7
Over Votes	0		0	0
Under Votes	28		28	0

City Council

(VOTE FOR) 6				
Daniel Belay	189	3.35	189	0
Kate Fulton	853	15.14	847	6
Richard Gottfried	346	6.14	344	2
Harold Hodges	49	.87	49	0
Barry Jackson	470	8.34	470	0
Ricky F. Mui	250	4.44	248	2
David Myles	581	10.31	579	2
Anita Neal Powell	323	5.73	323	0
Paul Scott	468	8.31	467	1
Izola (Zola) Shaw	751	13.33	746	5
Marissa Valeri	597	10.60	593	4
Adam Van Grack	741	13.15	735	6
WRITE-IN	16	.28	16	0
Total	5,634		5,606	28
Over Votes	6		6	0
Under Votes	1,212		1,198	14

Question 1 - Voting Age

(VOTE FOR) 1				
Yes / Si	292	26.24	290	2
No / No	793	71.25	788	5
No Opinion / No Opinion	28	2.52	28	0
Total	1,113		1,106	7
Over Votes	4		4	0
Under Votes	25		25	0

Question 2 - Non-Citizen Voting

(VOTE FOR) 1				
Yes / Si	369	33.45	368	1
No / No	705	63.92	699	6
No Opinion / No Opinion	29	2.63	29	0
Total	1,103		1,096	7
Over Votes	1		1	0
Under Votes	38		38	0

Run Date:11/09/23 02:02 PM

Report EL30A Page 0001-02

0001 District 1

TOTAL VOTES % ED PROV

Question 3 - Term Limits

(VOTE FOR) 1

Yes / Si.	832	74.49	827	5
No / No	240	21.49	238	2
No Opinion / No Opinion	45	4.03	45	0
Total	1,117		1,110	7
Over Votes	0		0	0
Under Votes	25		25	0

Question 4 - Representative Districts

(VOTE FOR) 1

Yes / Si.	384	34.53	381	3
No / No	634	57.01	630	4
No Opinion / No Opinion	94	8.45	94	0
Total	1,112		1,105	7
Over Votes	1		1	0
Under Votes	29		29	0

Run Date:11/09/23 02:02 PM

Report EL30A Page 0002-01

0002 District 2

	TOTAL VOTES	%	ED	PROV
REGISTERED VOTERS - TOTAL	0			
BALLOTS CAST - TOTAL	2,481		2,469	12
BALLOTS CAST - BLANK	3	.12	3	0

Mayor

(VOTE FOR) 1

Monique Ashton	1,565	64.54	1,556	9
Mark Pierzchala	851	35.09	848	3
WRITE-IN	9	.37	9	0
Total	2,425		2,413	12
Over Votes	0		0	0
Under Votes	56		56	0

City Council

(VOTE FOR) 6

Daniel Belay	405	3.35	403	2
Kate Fulton	1,822	15.08	1,814	8
Richard Gottfried	787	6.51	786	1
Harold Hodges	152	1.26	151	1
Barry Jackson	1,042	8.62	1,040	2
Ricky F. Muir	713	5.90	711	2
David Myles	1,093	9.05	1,091	2
Anita Neal Powell	792	6.55	789	3
Paul Scott	960	7.94	955	5
Izola (Zola) Shaw	1,578	13.06	1,572	6
Marissa Valeri	1,164	9.63	1,157	7
Adam Van Grack	1,512	12.51	1,502	10
WRITE-IN	64	.53	64	0
Total	12,084		12,035	49
Over Votes	54		54	0
Under Votes	2,748		2,725	23

Question 1 - Voting Age

(VOTE FOR) 1

Yes / Si	779	32.08	771	8
No / No	1,600	65.90	1,596	4
No Opinion / No Opinion	49	2.02	49	0
Total	2,428		2,416	12
Over Votes	2		2	0
Under Votes	51		51	0

Question 2 - Non-Citizen Voting

(VOTE FOR) 1

Yes / Si	916	37.99	909	7
No / No	1,434	59.48	1,429	5
No Opinion / No Opinion	61	2.53	61	0
Total	2,411		2,399	12
Over Votes	1		1	0
Under Votes	69		69	0

Run Date:11/09/23 02:02 PM

Report EL30A Page 0002-02

0002 District 2

TOTAL VOTES % ED PROV

Question 3 - Term Limits

(VOTE FOR) 1

Yes / Si.	1,783	73.56	1,772	11
No / No	550	22.69	549	1
No Opinion / No Opinion	91	3.75	91	0
Total	2,424		2,412	12
Over Votes	1		1	0
Under Votes	56		56	0

Question 4 - Representative Districts

(VOTE FOR) 1

Yes / Si.	951	39.44	947	4
No / No	1,254	52.01	1,247	7
No Opinion / No Opinion	206	8.54	205	1
Total	2,411		2,399	12
Over Votes	3		3	0
Under Votes	67		67	0

Run Date:11/09/23 02:02 PM

Report EL30A Page 0003-01

0003 District 3

	TOTAL VOTES	%	ED	PROV
REGISTERED VOTERS - TOTAL	0			
BALLOTS CAST - TOTAL	743		739	4
BALLOTS CAST - BLANK	2	.27	2	0

Mayor

(VOTE FOR) 1

Monique Ashton	475	66.16	474	1
Mark Pierzchala	239	33.29	236	3
WRITE-IN	4	.56	4	0
Total	718		714	4
Over Votes	0		0	0
Under Votes	25		25	0

City Council

(VOTE FOR) 6

Daniel Belay	126	3.42	126	0
Kate Fulton	528	14.31	526	2
Richard Gottfried	199	5.39	197	2
Harold Hodges	43	1.17	43	0
Barry Jackson	281	7.62	280	1
Ricky F. Mui	181	4.91	179	2
David Myles	377	10.22	376	1
Anita Neal Powell	291	7.89	288	3
Paul Scott	335	9.08	331	4
Izola (Zola) Shaw	499	13.53	496	3
Marissa Valeri	408	11.06	405	3
Adam Van Grack	395	10.71	394	1
WRITE-IN	26	.70	26	0
Total	3,689		3,667	22
Over Votes	6		6	0
Under Votes	763		761	2

Question 1 - Voting Age

(VOTE FOR) 1

Yes / Sl.	257	35.35	255	2
No / No	451	62.04	449	2
No Opinion / No Opinion	19	2.61	19	0
Total	727		723	4
Over Votes	1		1	0
Under Votes	15		15	0

Question 2 - Non-Citizen Voting

(VOTE FOR) 1

Yes / Sl.	288	39.89	287	1
No / No	413	57.20	410	3
No Opinion / No Opinion	21	2.91	21	0
Total	722		718	4
Over Votes	1		1	0
Under Votes	20		20	0

Run Date:11/09/23 02:02 PM

Report EL30A Page 0003-02

0003 District 3

TOTAL VOTES X ED PROV r

Question 3 - Term Limits

(VOTE FOR) 1

Yes / Si.	523	72.04	521	2
No / No	172	23.69	170	2
No Opinion / No Opinion	31	4.27	31	0
Total	726		722	4
Over Votes	1		1	0
Under Votes	16		16	0

Question 4 - Representative Districts

(VOTE FOR) 1

Yes / Si.	310	42.82	308	2
No / No	352	48.62	350	2
No Opinion / No Opinion	62	8.56	62	0
Total	724		720	4
Over Votes	1		1	0
Under Votes	18		18	0

Run Date:11/09/23 02:02 PM

Report EL30A Page 0004-01

0004 District 4

	TOTAL VOTES	%	RD	PROV
REGISTERED VOTERS - TOTAL	0			
BALLOTS CAST - TOTAL	949		923	26
BALLOTS CAST - BLANK	0		0	0

Mayor

(VOTE FOR) 1

Monique Ashton	532	57.58	512	20
Mark Pierzchala	385	41.67	381	4
WRITE-IN	7	.76	7	0
Total	924		900	24
Over Votes	1		1	0
Under Votes	24		22	2

City Council

(VOTE FOR) 6

Daniel Belay	145	3.05	144	1
Kate Fulton	673	14.16	656	17
Richard Gottfried	311	6.54	301	10
Harold Hodges	48	1.01	47	1
Barry Jackson	413	8.69	404	9
Ricky F. Mut	254	5.34	244	10
David Myles	452	9.51	443	9
Anita Neal Powell	327	6.88	318	9
Paul Scott	356	7.49	343	13
Izola (Zola) Shaw	622	13.08	603	19
Marissa Valeri	552	11.61	534	18
Adam Van Grack	574	12.07	557	17
WRITE-IN	27	.57	27	0
Total	4,754		4,621	133
Over Votes	24		24	0
Under Votes	916		893	23

Question 1 - Voting Age

(VOTE FOR) 1

Yes / Si	354	37.58	339	15
No / No	574	60.93	563	11
No Opinion / No Opinion	14	1.49	14	0
Total	942		916	26
Over Votes	1		1	0
Under Votes	6		6	0

Question 2 - Non-Citizen Voting

(VOTE FOR) 1

Yes / Si	389	41.87	372	17
No / No	525	56.51	516	9
No Opinion / No Opinion	15	1.61	15	0
Total	929		903	26
Over Votes	0		0	0
Under Votes	20		20	0

Run Date:11/09/23 02:02 PM

Report EL30A Page 0004-02

0004 District 4

	TOTAL VOTES	%	ED	PROV
Question 3 - Term Limits				
(VOTE FOR) 1				
Yes / Si.	683	72.43	660	23
No / No	221	23.44	218	3
No Opinion / No Opin n	39	4.14	39	0
Total	943		917	26
Over Votes	0		0	0
Under Votes	6		6	0

Question 4 - Representative Districts				
(VOTE FOR) 1				
Yes / Si.	436	46.38	421	15
No / No	437	46.49	428	9
No Opinion / No Opin n	67	7.13	65	2
Total	940		914	26
Over Votes	0		0	0
Under Votes	9		9	0

Run Date:11/09/23 02:02 PM

Report EL30A Page 0005-01

0005 District 5

	TOTAL VOTES	%	ED	PROV
REGISTERED VOTERS - TOTAL	0			
BALLOTS CAST - TOTAL	1,052		1,009	43
BALLOTS CAST - BLANK	1	.10	1	0

Mayor

(VOTE FOR) 1

Monique Ashton	606	59.53	571	35
Mark Pierzchala	407	39.98	399	8
WRITE-IN	5	.49	5	0
Total	1,018		975	43
Over Votes	0		0	0
Under Votes	34		34	0

City Council

(VOTE FOR) 6

Daniel Belay	179	3.43	171	8
Kate Fulton	683	13.10	662	21
Richard Gottfried	357	6.85	346	11
Harold Hodges	61	1.17	59	2
Barry Jackson	385	7.39	373	12
Ricky F. Mu1	264	5.06	257	7
David Myles	563	10.80	545	18
Anita Neal Powell	376	7.21	367	9
Paul Scott	388	7.44	376	12
Izola (Zola) Shaw	678	13.01	648	30
Marissa Valeri	682	13.08	650	32
Adam Van Grack	578	11.09	557	21
WRITE-IN	19	.36	19	0
Total	5,213		5,030	183
Over Votes	6		6	0
Under Votes	1,093		1,018	75

Question 1 - Voting Age

(VOTE FOR) 1

Yes / Si	354	34.54	336	18
No / No	648	63.22	624	24
No Opinion / No Opinion	23	2.24	23	0
Total	1,025		983	42
Over Votes	1		1	0
Under Votes	26		25	1

Question 2 - Non-Citizen Voting

(VOTE FOR) 1

Yes / Si	402	39.53	384	18
No / No	592	58.21	570	22
No Opinion / No Opinion	23	2.26	22	1
Total	1,017		976	41
Over Votes	2		2	0
Under Votes	33		31	2

Run Date:11/09/23 02:02 PM

Report EL30A Page 0005-02

0005 District 5

	TOTAL VOTES	%	ED	PROV
Question 3 - Term Limits				
(VOTE FOR) 1				
Yes / Si.	773	75.34	740	33
No / No	217	21.15	209	8
No Opinion / No Opinion	36	3.51	35	1
Total	1,026		984	42
Over Votes	0		0	0
Under Votes	26		25	1

Question 4 - Representative Districts				
(VOTE FOR) 1				
Yes / Si.	478	46.77	452	26
No / No	459	44.91	447	12
No Opinion / No Opinion	85	8.32	81	4
Total	1,022		980	42
Over Votes	0		0	0
Under Votes	30		29	1

Run Date:11/09/23 02:02 PM

Report EL30A Page 0006-01

0006 District 6

	TOTAL VOTES	%	ED	PROV
REGISTERED VOTERS - TOTAL	0			
BALLOTS CAST - TOTAL	877		870	7
BALLOTS CAST - BLANK	1	.11	1	0

Mayor

(VOTE FOR) 1				
Monique Ashton	498	58.59	492	6
Mark Pierzchala	349	41.06	349	0
WRITE-IN	3	.35	3	0
Total	850		844	6
Over Votes	0		0	0
Under Votes	27		26	1

City Council

(VOTE FOR) 6				
Daniel Belay	160	3.82	158	2
Kate Fulton	603	14.38	598	5
Richard Gottfried	308	7.35	308	0
Harold Hodges	60	1.43	60	0
Barry Jackson	393	9.38	391	2
Ricky F. Mui	225	5.37	224	1
David Myles	434	10.35	429	5
Anita Neal Powell	233	5.56	231	2
Paul Scott	325	7.75	324	1
Izola (Zola) Shaw	482	11.50	477	5
Marissa Valeri	386	9.21	382	4
Adam Van Grack	569	13.57	566	3
WRITE-IN	14	.33	14	0
Total	4,192		4,162	30
Over Votes	6		6	0
Under Votes	1,064		1,052	12

Question 1 - Voting Age

(VOTE FOR) 1				
Yes / Si	237	27.24	234	3
No / No	612	70.34	609	3
No Opinion / No Opinion	21	2.41	20	1
Total	870		863	7
Over Votes	1		1	0
Under Votes	6		6	0

Question 2 - Non-Citizen Voting

(VOTE FOR) 1				
Yes / Si	277	32.13	274	3
No / No	562	65.20	559	3
No Opinion / No Opinion	23	2.67	22	1
Total	862		855	7
Over Votes	1		1	0
Under Votes	14		14	0

Run Date:11/09/23 02:02 PM

Report EL30A Page 0006-02

0006 District 6

TOTAL VOTES X ED PROV

Question 3 - Term Limits

(VOTE FOR) 1

Yes / Si.	635	73.33	628	7
No / No	195	22.52	195	0
No Opinion / No Opinion	36	4.16	36	0
Total	866		859	7
Over Votes	0		0	0
Under Votes	11		11	0

Question 4 - Representative Districts

(VOTE FOR) 1

Yes / Si.	355	41.09	352	3
No / No	430	49.77	427	3
No Opinion / No Opinion	79	9.14	78	1
Total	864		857	7
Over Votes	1		1	0
Under Votes	12		12	0

Run Date:11/09/23 02:02 PM

Report EL30A Page 0007-01

0007 District 7

	TOTAL VOTES	%	ED	PROV
REGISTERED VOTERS - TOTAL	0			
BALLOTS CAST - TOTAL.	1,565		1,565	0
BALLOTS CAST - BLANK.	4	.26	4	0

Mayor

(VOTE FOR) 1

Monique Ashton.	776	51.32	776	0
Mark Pierzchala	728	48.15	728	0
WRITE-IN.	8	.53	8	0
Total	1,512		1,512	0
Over Votes	0		0	0
Under Votes	53		53	0

City Council

(VOTE FOR) 6

Daniel Belay	203	2.73	203	0
Kate Fulton.	1,097	14.76	1,097	0
Richard Gottfried.	545	7.33	545	0
Harold Hodges	63	.85	63	0
Barry Jackson	766	10.30	766	0
Ricky F. Mui	358	4.82	358	0
David Myles.	807	10.86	807	0
Anita Neal Powell.	362	4.87	362	0
Paul Scott	548	7.37	548	0
Izola (Zola) Shaw.	835	11.23	835	0
Marissa Valeri.	581	7.82	581	0
Adam Van Grack.	1,241	16.69	1,241	0
WRITE-IN.	28	.38	28	0
Total	7,434		7,434	0
Over Votes	30		30	0
Under Votes	1,926		1,926	0

Question 1 - Voting Age

(VOTE FOR) 1

Yes / Si.	392	25.37	392	0
No / No	1,128	73.01	1,128	0
No Opinion / No Opinion	25	1.62	25	0
Total	1,545		1,545	0
Over Votes	1		1	0
Under Votes	19		19	0

Question 2 - Non-Citizen Voting

(VOTE FOR) 1

Yes / Si.	428	28.01	428	0
No / No	1,081	70.75	1,081	0
No Opinion / No Opinion	19	1.24	19	0
Total	1,528		1,528	0
Over Votes	1		1	0
Under Votes	36		36	0

Run Date:11/09/23 02:02 PM

Report EL30A Page 0007-02

0007 District 7

	TOTAL VOTES	X	ED	PROV
Question 3 - Term Limits				
(VOTE FOR) 1				
Yes / Si.	1,086	70.43	1,086	0
No / No	402	26.07	402	0
No Opinion / No Opinion	54	3.50	54	0
Total	1,542		1,542	0
Over Votes	0		0	0
Under Votes	23		23	0

Question 4 - Representative Districts				
(VOTE FOR) 1				
Yes / Si.	650	42.40	650	0
No / No	801	52.25	801	0
No Opinion / No Opinion	82	5.35	82	0
Total	1,533		1,533	0
Over Votes	1		1	0
Under Votes	31		31	0

Run Date:11/09/23 02:02 PM

Report EL30A Page 0008-01

0008 District 8

	TOTAL VOTES	%	ED	PROV
REGISTERED VOTERS - TOTAL	0			
BALLOTS CAST - TOTAL	1,203		1,198	5
BALLOTS CAST - BLANK	2	.17	2	0

Mayor

(VOTE FOR) 1

Monique Ashton	643	55.72	640	3
Mark Pierzchala	507	43.93	505	2
WRITE-IN	4	.35	4	0
Total	1,154		1,149	5
Over Votes	0		0	0
Under Votes	49		49	0

City Council

(VOTE FOR) 6

Daniel Belay	201	3.54	198	3
Kate Fulton	777	13.70	775	2
Richard Gottfried	482	8.50	480	2
Harold Hodges	57	1.00	57	0
Barry Jackson	561	9.89	558	3
Ricky F. Mui	340	5.99	338	2
David Myles	608	10.72	606	2
Anita Neal Powell	358	6.31	357	1
Paul Scott	425	7.49	423	2
Izola (Zola) Shaw	615	10.84	613	2
Marissa Valeri	450	7.93	448	2
Adam Van Grack	766	13.50	764	2
WRITE-IN	32	.56	32	0
Total	5,672		5,649	23
Over Votes	12		12	0
Under Votes	1,534		1,527	7

Question 1 - Voting Age

(VOTE FOR) 1

Yes / Si	255	21.67	253	2
No / No	898	76.30	895	3
No Opinion / No Opinion	24	2.04	24	0
Total	1,177		1,172	5
Over Votes	4		4	0
Under Votes	22		22	0

Question 2 - Non-Citizen Voting

(VOTE FOR) 1

Yes / Si	321	27.44	319	2
No / No	826	70.60	823	3
No Opinion / No Opinion	23	1.97	23	0
Total	1,170		1,165	5
Over Votes	1		1	0
Under Votes	32		32	0

Run Date:11/09/23 02:02 PM

Report EL30A Page 0008-02

0008 District 8

	TOTAL VOTES	%	ED	PROV
Question 3 - Term Limits				
(VOTE FOR) 1				
Yes / Si.	923	78.49	919	4
No / No	216	18.37	215	1
No Opinion / No Opinion	37	3.15	37	0
Total	1,176		1,171	5
Over Votes	2		2	0
Under Votes	25		25	0

Question 4 - Representative Districts				
(VOTE FOR) 1				
Yes / Si.	473	40.39	470	3
No / No	615	52.52	613	2
No Opinion / No Opinion	83	7.09	83	0
Total	1,171		1,166	5
Over Votes	1		1	0
Under Votes	31		31	0

0009 District 9

	TOTAL VOTES	%	ED	PROV
REGISTERED VOTERS - TOTAL	0			
BALLOTS CAST - TOTAL	1,011		1,010	1
BALLOTS CAST - BLANK	0		0	0

Mayor

(VOTE FOR) 1

Monique Ashton	456	45.60	455	1
Mark Pierzchala	542	54.20	542	0
WRITE-IN	2	.20	2	0
Total	1,000		999	1
Over Votes	0		0	0
Under Votes	11		11	0

City Council

(VOTE FOR) 6

Daniel Belay	123	2.57	123	0
Kate Fulton	752	15.71	751	1
Richard Gottfried	254	5.30	253	1
Harold Hodges	39	.81	39	0
Barry Jackson	481	10.05	481	0
Ricky F. Mui	233	4.87	232	1
David Myles	488	10.19	487	1
Anita Neal Powell	346	7.23	346	0
Paul Scott	342	7.14	341	1
Izola (Zola) Shaw	609	12.72	609	0
Marissa Valeri	436	9.11	435	1
Adam Van Grack	664	13.87	664	0
WRITE-IN	21	.44	21	0
Total	4,788		4,782	6
Over Votes	24		24	0
Under Votes	1,254		1,254	0

Question 1 - Voting Age

(VOTE FOR) 1

Yes / Si	274	27.70	274	0
No / No	699	70.68	698	1
No Opinion / No Opinion	16	1.62	16	0
Total	989		988	1
Over Votes	0		0	0
Under Votes	22		22	0

Question 2 - Non-Citizen Voting

(VOTE FOR) 1

Yes / Si	329	33.47	329	0
No / No	632	64.29	631	1
No Opinion / No Opinion	22	2.24	22	0
Total	983		982	1
Over Votes	0		0	0
Under Votes	28		28	0

Run Date:11/09/23 02:02 PM

Report EL30A Page 0009-02

0009 District 9

	TOTAL VOTES	%	ED	PROV
Question 3 - Term Limits				
(VOTE FOR) 1				
Yes / Si.	708	71.81	707	1
No / No	247	25.05	247	0
No Opinion / No Opinion	31	3.14	31	0
Total	986		985	1
Over Votes	1		1	0
Under Votes	24		24	0

Question 4 - Representative Districts				
(VOTE FOR) 1				
Yes / Si.	378	38.22	377	1
No / No	521	52.68	521	0
No Opinion / No Opinion	90	9.10	90	0
Total	989		988	1
Over Votes	1		1	0
Under Votes	21		21	0

Run Date:11/09/23 02:02 PM

Report EL30A Page 0010-01

0010 District 10

	TOTAL VOTES	%	ED	PROV
REGISTERED VOTERS - TOTAL	0			
BALLOTS CAST - TOTAL	1,747		1,719	28
BALLOTS CAST - BLANK	5	.29	5	0

Mayor

(VOTE FOR) 1

Monique Ashton	1,058	63.66	1,032	26
Mark Pierzchala	596	35.86	594	2
WRITE-IN	8	.48	8	0
Total	1,662		1,634	28
Over Votes	0		0	0
Under Votes	85		85	0

City Council

(VOTE FOR) 6

Darniel Belay	270	3.20	262	8
Kate Fulton	1,160	13.75	1,141	19
Richard Gottfried	513	6.08	505	8
Harold Hodges	69	.82	68	1
Barry Jackson	1,170	13.87	1,156	14
Ricky F. Muñ	378	4.48	374	4
David Myles	760	9.01	751	9
Anita Neal Powell	421	4.99	409	12
Paul Scott	960	11.38	946	14
Izola (Zola) Shaw	943	11.18	921	22
Marissa Valeri	739	8.76	720	19
Adam Van Grack	1,032	12.23	1,017	15
WRITE-IN	23	.27	23	0
Total	8,438		8,293	145
Over Votes	12		12	0
Under Votes	2,032		2,009	23

Question 1 - Voting Age

(VOTE FOR) 1

Yes / Si	407	23.94	398	9
No / No	1,262	74.24	1,243	19
No Opinion / No Opinión	31	1.82	31	0
Total	1,700		1,672	28
Over Votes	1		1	0
Under Votes	46		46	0

Question 2 - Non-Citizen Voting

(VOTE FOR) 1

Yes / Si	489	28.93	480	9
No / No	1,156	68.40	1,139	17
No Opinion / No Opinión	45	2.66	43	2
Total	1,690		1,662	28
Over Votes	2		2	0
Under Votes	55		55	0

Run Date:11/09/23 02:02 PM

Report EL30A Page 0010-02

0010 District 10

	TOTAL VOTES	%	ED	PROV
Question 3 - Term Limits				
(VOTE FOR) 1				
Yes / Si.	1,321	77.61	1,302	19
No / No	326	19.15	318	8
No Opinion / No Opinion	55	3.23	54	1
Total	1,702		1,674	28
Over Votes	1		1	0
Under Votes	44		44	0

Question 4 - Representative Districts				
(VOTE FOR) 1				
Yes / Si.	675	39.78	663	12
No / No	875	51.56	864	11
No Opinion / No Opinion	147	8.66	142	5
Total	1,697		1,669	28
Over Votes	0		0	0
Under Votes	50		50	0